第1座（1A及1B）
Tower 1 (1A and 1B)

TOP ROOF	頂層天台
UPPER ROOF	上層天台
ROOF	天台
32/F RESIDENTIAL UNITS	32樓住宅單位
31/F RESIDENTIAL UNITS	31樓住宅單位
30/F RESIDENTIAL UNITS	30樓住宅單位
29/F RESIDENTIAL UNITS	29樓住宅單位
28/F RESIDENTIAL UNITS	28樓住宅單位
27/F RESIDENTIAL UNITS	27樓住宅單位
26/F RESIDENTIAL UNITS	26樓住宅單位
25/F RESIDENTIAL UNITS	25樓住宅單位
23/F RESIDENTIAL UNITS	23樓住宅單位
22/F RESIDENTIAL UNITS	22樓住宅單位
21/F RESIDENTIAL UNITS	21樓住宅單位
20/F RESIDENTIAL UNITS	20樓住宅單位
19/F RESIDENTIAL UNITS	19樓住宅單位
18/F RESIDENTIAL UNITS	18樓住宅單位
17/F RESIDENTIAL UNITS	17樓住宅單位
16/F RESIDENTIAL UNITS	16樓住宅單位
15/F RESIDENTIAL UNITS	15樓住宅單位
12/F RESIDENTIAL UNITS	12樓住宅單位
11/F RESIDENTIAL UNITS	11樓住宅單位
10/F RESIDENTIAL UNITS	10樓住宅單位
9/F REFUGE FLOOR	9樓庇護層
8/F RESIDENTIAL UNITS	8樓住宅單位
7/F RESIDENTIAL UNITS	7樓住宅單位
6/F RESIDENTIAL UNITS	6樓住宅單位
5/F RESIDENTIAL UNITS	5樓住宅單位

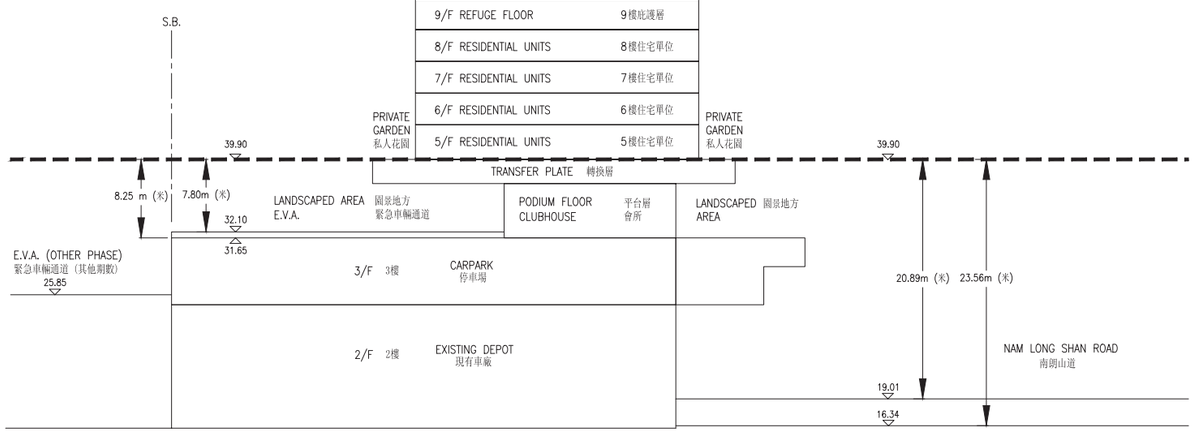

橫截面圖 A
Cross-section plan A

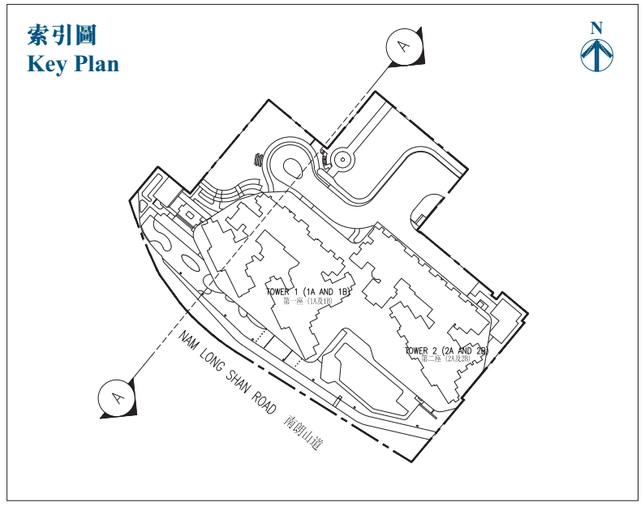

備註：

1. (━━━)虛線為該建築物最低住宅樓層水平。
2. (▽)及(△)指香港主水平基準以上高度(米)。
3. 毗連建築物的一段緊急車輛通道為香港主水平基準以上31.65米至32.10米。
4. 毗連建築物的一段南朗山道為香港主水平基準以上16.34米至19.01米。
5. 毗連建築物的一段緊急車輛通道（其他期數）為香港主水平準以上25.85米。
6. 不設4樓、13樓、14樓及24樓。

Notes:

1. (━━━) Dotted line denotes the level of the lowest residential floor of the Building.
2. (▽) and (△) denote height (in meters) above the Hong Kong Principal Datum (HKPD) .
3. The part of Emergency Vehicular Access (E.V.A.) adjacent to the building is 31.65 metres to 32.10 metres above the Hong Kong Principal Datum.
4. The part of Nam Long Shan Road adjacent to the building is 16.34 metres to 19.01 metres above the Hong Kong Principal Datum.
5. The part of Emergency Vehicular Access (E.V.A) (Other Phase) adjacent to the building is 25.85 metres above the Hong Kong Principal Datum.
6. 4/F, 13/F, 14/F and 24/F are omitted.

第2座（2A及2B）
Tower 2 (2A and 2B)

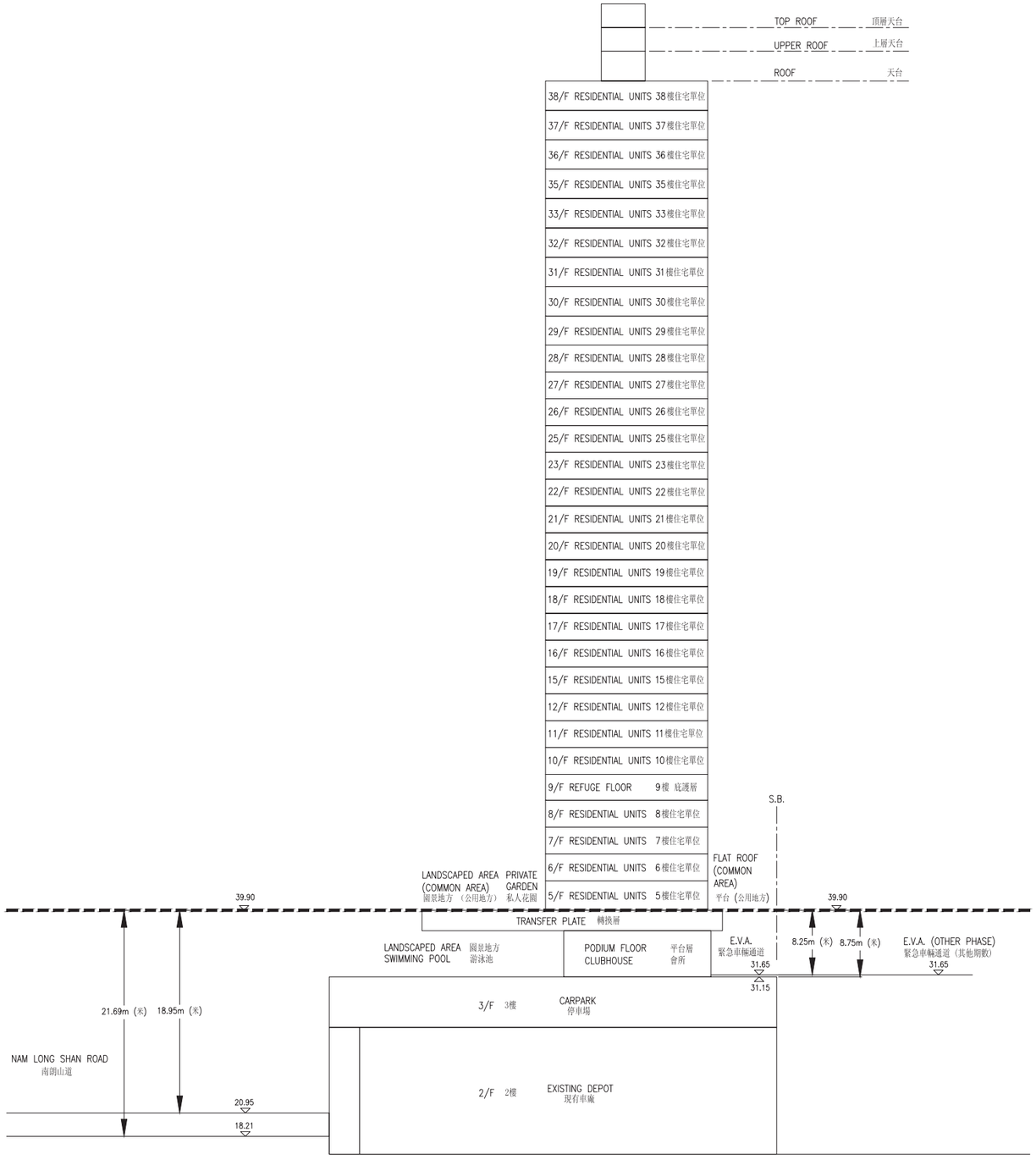

橫截面圖 B
Cross-section plan B

索引圖
Key Plan

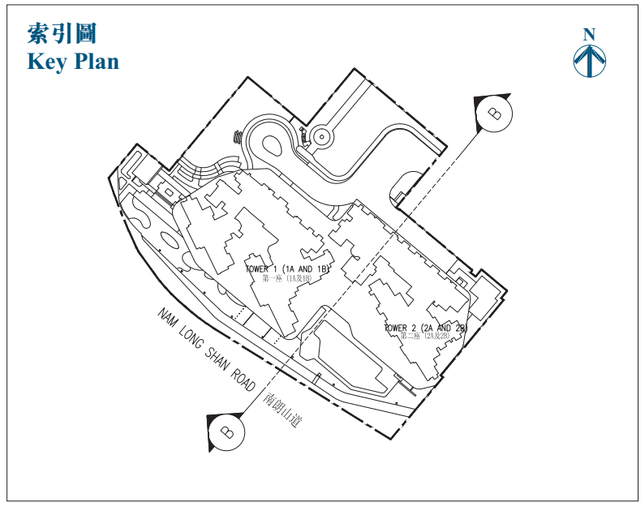

備註：

1. (▬▬▬)虛線為該建築物最低住宅樓層水平。
2. (▽)及(△)指香港主水平基準以上高度(米)。
3. 毗連建築物的一段緊急車輛通道為香港主水平基準以上31.15米至31.65米。
4. 毗連建築物的一段南朗山道為香港主水平基準以上18.21米至20.95米。
5. 毗連建築物的一段緊急車輛通道（其他期數）為香港主水平基準以上31.65米
6. 不設4樓、13樓、14樓、24樓及34樓。

Notes:

1. (▬▬▬) Dotted line denotes the level of the lowest residential floor of the Building.
2. (▽) and (△) denote height (in meters) above the Hong Kong Principal Datum (HKPD) .
3. The part of Emergency Vehicular Access (E.V.A.) adjacent to the building is 31.15 metres to 31.65 metres above the Hong Kong Principal Datum.
4. The part of Nam Long Shan Road adjacent to the building is 18.21 metres to 20.95 metres above the Hong Kong Principal Datum.
5. The part of Emergency Vehicular Access (E.V.A) (Other Phase) adjacent to the building is 31.65 metres above the Hong Kong Principal Datum.
6. 4/F, 13/F, 14/F, 24/F and 34/F are omitted.

20 立面圖 ELEVATION PLAN

第1座（1A及1B）
Tower 1 (1A and 1B)



立面圖 1
Elevation plan 1

第1座（1A及1B）
Tower 1 (1A and 1B)

立面圖 2
Elevation plan 2

索引圖
Key Plan

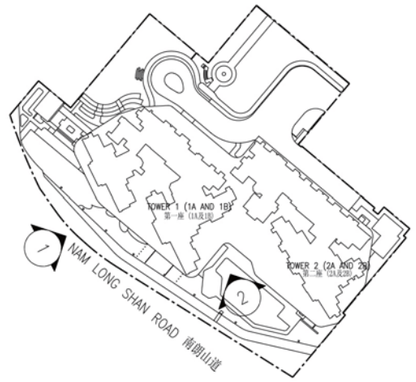

期數的認可人士證明本圖所顯示的立面：

(1) 以2022年7月7日的期數經批准的建築圖則為基礎擬備；及

(2) 大致上與期數的外觀一致。

Authorized Person for the Phase has certified that the elevations shown on this plan:

(1) are prepared on the basis of the approved building plans for the Phase as at 7 July 2022; and

(2) are in general accordance with the outward appearance of the Phase.

第1座（1A及1B）
Tower 1 (1A and 1B)

立面圖 3
Elevation plan 3

第1座（1A及1B）
Tower 1 (1A and 1B)

立面圖 4
Elevation plan 4

索引圖
Key Plan

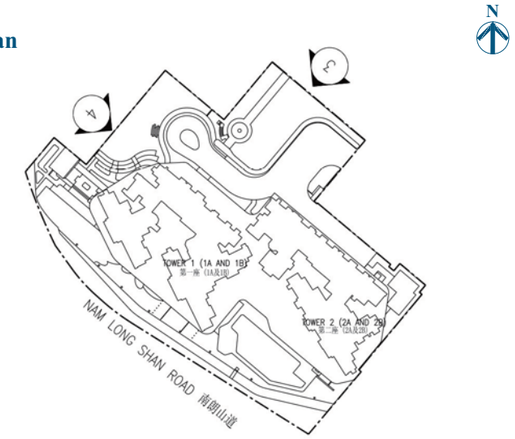

期數的認可人士證明本圖所顯示的立面：

(1) 以2022年7月7日的期數經批准的建築圖則為基礎擬備；及

(2) 大致上與期數的外觀一致。

Authorized Person for the Phase has certified that the elevations shown on this plan:

(1) are prepared on the basis of the approved building plans for the Phase as at 7 July 2022; and

(2) are in general accordance with the outward appearance of the Phase.

第2座（2A及2B）
Tower 2 (2A and 2B)



立面圖 5
Elevation plan 5

第2座（2A及2B）
Tower 2 (2A and 2B)

立面圖 6
Elevation plan 6

索引圖
Key Plan

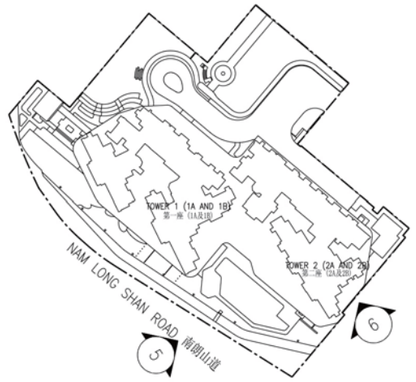

期數的認可人士證明本圖所顯示的立面：

(1) 以2022年7月7日的期數經批准的建築圖則為基礎擬備；及

(2) 大致上與期數的外觀一致。

Authorized Person for the Phase has certified that the elevations shown on this plan:

(1) are prepared on the basis of the approved building plans for the Phase as at 7 July 2022; and

(2) are in general accordance with the outward appearance of the Phase.

第2座（2A及2B）
Tower 2 (2A and 2B)



立面圖 7
Elevation plan 7

第2座（2A及2B）
Tower 2 (2A and 2B)

立面圖 8
Elevation plan 8

索引圖
Key Plan

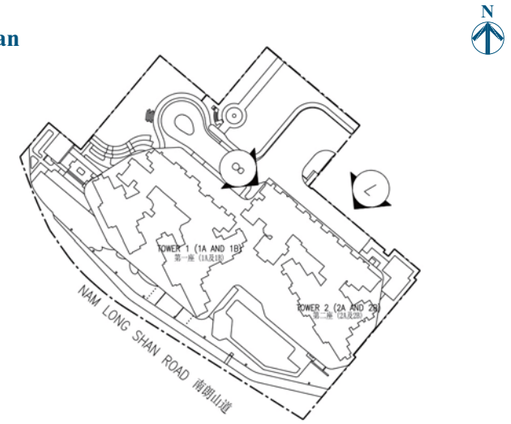

期數的認可人士證明本圖所顯示的立面：

(1) 以2022年7月7日的期數經批准的建築圖則為基礎擬備；及

(2) 大致上與期數的外觀一致。

Authorized Person for the Phase has certified that the elevations shown on this plan:

(1) are prepared on the basis of the approved building plans for the Phase as at 7 July 2022; and

(2) are in general accordance with the outward appearance of the Phase.

索引圖
Key Plan

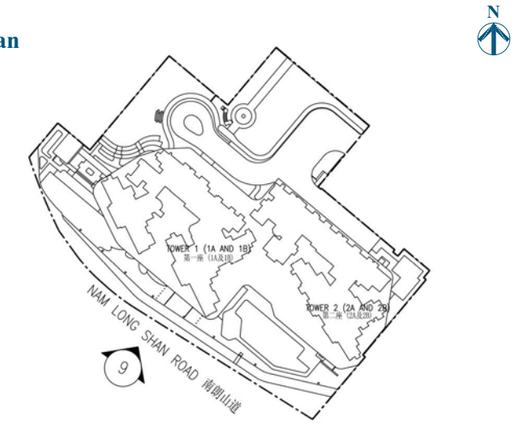

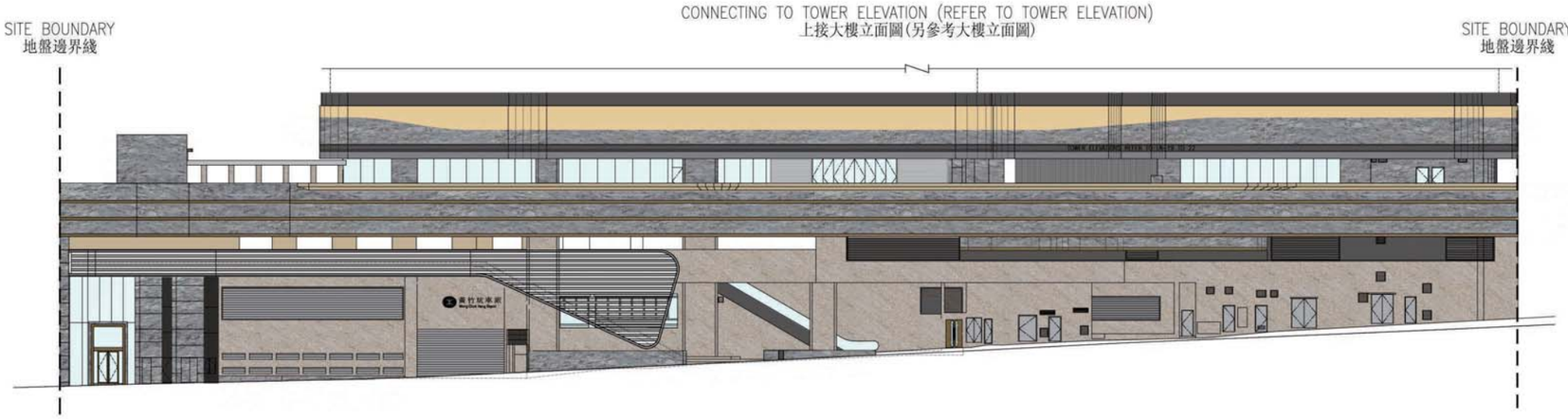

立面圖 9
Elevation plan 9

期數的認可人士證明本圖所顯示的立面：

(1) 以2022年7月7日的期數經批准的建築圖則為基礎擬備；及

(2) 大致上與期數的外觀一致。

Authorized Person for the Phase has certified that the elevations shown on this plan:

(1) are prepared on the basis of the approved building plans for the Phase as at 7 July 2022; and

(2) are in general accordance with the outward appearance of the Phase.

21 期數中的公用設施的資料
INFORMATION ON COMMON FACILITIES IN THE PHASE

公用設施 Common Facilities		有上蓋面積 Covered Aera	無上蓋面積 Uncovered Area	總面積 Total Area
住客會所（包括供住客使用的任何康樂設施） Residents' clubhouse (including any recreational facilities for residents' use)	平方呎 sq.ft	12,287	5,070	17,357
	平方米 sq.m	1,141.509	470.981	1,612.490
位於期數中的建築物的天台或在天台和最低一層住宅樓層之間的任何一層的、供住客使用的公用花園或遊樂地方（不論是稱為公用空中花園或有其他名稱） Communal garden or play area for residents' use on the roof, or on any floor between the roof and the lowest residential floor, of a building in the Phase (whether known as a communal sky garden or otherwise)	平方呎 sq.ft	不適用 Not applicable		
	平方米 sq.m			
位於期數中的建築物的最低一層住宅樓層以下的、供住客使用的公用花園或遊樂地方（不論是稱為有蓋及園景的遊樂場或有其他名稱） Communal garden or play area for residents' use below the lowest residential floor of a building in the Phase (whether known as a covered and landscaped play area or otherwise)	平方呎 sq.ft	14,204	29,011	43,215
	平方米 sq.m	1,319.546	2,695.210	4,014.756

備註：
以平方呎列出的面積均依據1平方米=10.764平方呎換算，並四捨五入至整數。

Note:
Areas in square feet are converted at a rate of 1 square metre to 10.764 square feet and rounded off to the nearest integer.

22 閱覽圖則及公契
INSPECTION OF PLANS AND DEED OF MUTUAL COVENANT

1. 備有關乎本發展項目的分區計劃大綱圖的文本供閱覽的互聯網網站的網址為：www.ozp.tpb.gov.hk。

2. (a) 指明住宅物業的每一已簽立公契的文本存放在指明住宅物業的售樓處，以供閱覽。

   (b) 無須為閱覽付費。

1. The address of the website on which a copy of the Outline Zoning Plan relating to the Development is available: www.ozp.tpb.gov.hk.

2. (a) A copy of every deed of mutual covenant in respect of the specified residential properties that has been executed is available for inspection at the place at which the specified residential properties are offered to be sold.

   (b) The inspection is free of charge.

1. 外部裝修物料		
細項	描述	
(a) 外牆	裝修物料的類型	外露部份髹外牆油漆、外牆瓦、鋁質掛飾、鋁質百葉及玻璃幕牆。
(b) 窗	框的用料	鋁質窗框
	玻璃的用料	鋁窗採用雙層中空玻璃配低幅射鍍膜，單片磨砂玻璃及單片清玻璃。 玻璃幕牆採用雙層中空玻璃配低幅射鍍膜。
(c) 窗台	用料	不適用
	窗台板的裝修物料	不適用
(d) 花槽	裝修物料的類型	不適用
(e) 陽台或露台	裝修物料的類型	(i) 露台

圍欄	天花	牆身	地板
夾層玻璃欄河及鋁質扶手，圍邊鋪砌鋁質掛飾及瓷磚	外露部份髹外牆油漆，以下單位除外： 以下單位外露部份髹外牆油漆及鋁板天花： 第1座(1A)：5樓至8樓及31樓A及B單位 第1座(1B)：5樓至8樓、10樓至11樓、22樓至23樓及25樓至31樓A單位及5樓至8樓、10樓至12樓、15樓至23樓及25樓至31樓B單位 以下單位外露部份髹外牆油漆及隔音天花： 第1座(1A)：10樓至12樓、15樓至23樓及25樓至30樓A及B單位 第1座(1B)：12樓及15樓至21樓A單位	瓷磚，以下單位除外： 以下單位鋪砌鋁質掛飾： 第1座(1A)：5樓至7樓、10樓至12樓、15樓至23樓及25樓至30樓A及B單位及32樓A單位 第1座(1B)：5樓至8樓、12樓及15樓至21樓A單位、5樓至8樓及10樓B單位及32樓A及C單位 第2座(2A)：5樓至8樓、10樓至12樓、15樓至23樓、25樓至33樓及35樓至37樓A、B、C及D單位及38樓A及B單位 第2座(2B)：5樓至8樓、10樓至12樓、15樓至23樓、25樓至33樓及35樓至36樓A單位及37樓及38樓A單位(複式) 以下單位鋪砌隔音板： 第1座(1A)：8樓及31樓A及B單位 第1座(1B)：10樓至11樓、22樓至23樓及25樓至31樓A單位及11樓至12樓、15樓至23樓及25樓至31樓B單位	瓷磚

(ii) 期數不設陽台

是否有蓋	所有露台有蓋，以下單位除外： 以下單位露台部分有蓋： 第1座(1B)：31樓F單位 以下單位露台沒有蓋： 第1座(1A)：31樓C、D及E單位 第1座(1B)：31樓D單位 第2座(2A)：37樓A、B、C、D、E及F單位 第2座(2B)：37樓B、C、E、F及G單位
(f) 乾衣設施	類型及用料	不適用

備註：
1. 第1座（1A及1B）不設13樓、14樓及24樓，9樓為庇護層。
2. 第2座（2A及2B）不設13樓、14樓、24樓及34樓，9樓為庇護層。

1. Exterior finishes		
Item	Description	
(a) External wall	Type of finishes	External wall paint to exposed surface, external wall tiles, aluminium cladding, aluminium louvre and curtain wall.
(b) Window	Material of the frame	Aluminium window frame
	Material of the glass	Insulated glass unit (IGU) glass panels with low emissivity coating, single glazing with sandblasted finish and single clear glazing for aluminium window. Insulated glass unit (IGU) with low emissivity coating for curtain wall.
(c) Bay window	Material	Not applicable
	Window sill finishes	Not applicable
(d) Planter	Type of finishes	Not applicable
(e) Verandah or balcony	Type of finishes	(i) Balcony

Balustrade	Ceiling	Wall	Floor
Laminated glass balustrade fitted with aluminium railing. Curb finished with aluminium cladding and tiles	External wall paint to exposed surface. The following units are excepted: External wall paint to exposed surface and aluminium ceiling applicable to the following units: Units A and B on 5/F-8/F & 31/F of Tower 1 (1A) Units A on 5/F-8/F, 10/F - 11/F, 22/F- 23/F & 25/F-31/F and Unit B on 5/F-8/F, 10/F-12/F, 15/F-23/F & 25/F-31/F of Tower 1 (1B) External wall paint to exposed surface and Acoustic ceiling applicable to the following units: Units A and B on 10/F-12/F, 15/F-23/F & 25/F-30/F of Tower 1 (1A) Unit A on 12/F & 15/F-21/F of Tower 1 (1B)	Tiles. The following units are excepted: Aluminium cladding applicable to the following units: Units A and B on 5/F-7/F, 10/F-12/F, 15/F-23/F & 25/F-30/F and Unit A on 32/F of Tower 1 (1A) Unit A on 5/F-8/F, 12/F & 15/F-21/F and Unit B on 5/F-8/F & 10/F and Units A and C on 32/F of Tower 1 (1B) Units A, B, C and D on 5/F-8/F, 10/F-12/F, 15/F-23/F, 25/F-33/F & 35/F-37/F and Units A and B on 38/F of Tower 2 (2A) Unit A on 5/F-8/F, 10/F-12/F, 15/F-23/F, 25/F-33/F & 35/F-36/F and Unit A on 37/F & 38/F (duplex) of Tower 2 (2B) Acoustic panel applicable to the following units: Units A and B on 8/F & 31/F of Tower 1 (1A) Unit A on 10/F-11/F, 22/F, 23/F & 25/F-31/F and Unit B on 11/F-12/F, 15/F-23/F & 25/F-31/F of Tower 1 (1B)	Tiles

		(ii) No verandah in the Phase
	Whether it is covered	All balconies are covered, the following units are excepted: Balconies are partially covered for the following unis: Unit F on 31/F of Tower 1 (1B) Balconies are not covered for the following units: Units C, D and E on 31/F of Tower 1 (1A) Unit D on 31/F of Tower 1 (1B) Units A, B, C, D, E and F on 37/F of Tower 2 (2A) Units B, C, E, F and G on 37/F of Tower 2 (2B)
(f) Drying facilities for clothing	Type and material	Not applicable

Notes:
1. 13/F, 14/F and 24/F are omitted in Tower 1 (1A and 1B) and 9/F is refuge floor.
2. 13/F, 14/F, 24/F and 34/F are omitted in Tower 2 (2A and 2B) and 9/F is refuge floor.

2. 室內裝修物料				
細項	描述			
		牆壁裝修物料的類型	地板裝修物料的類型	天花板裝修物料的類型
(a) 大堂	平台層住宅入口大堂及升降機大堂	天然石、木皮飾面及金屬面板、樹脂面板	天然石	石膏板及玻璃纖維石膏板假天花，外露部份髹乳膠漆
	穿梭升降機大堂(2樓、3樓及平台層)	天然石、木皮飾面及金屬面板	天然石	石膏板及玻璃纖維石膏板假天花，外露部份髹乳膠漆
	停車場穿梭升降機大堂(3樓及平台層)	天然石、木皮飾面及金屬面板	天然石	石膏板及玻璃纖維石膏板假天花，外露部份髹乳膠漆
	住宅升降機大堂 (第1座(1A及1B)：5樓至8樓、10樓至12樓、15樓至23樓及25樓至32樓) (第2座(2A及2B)：5樓至8樓、10樓至12樓、15樓至23樓、25樓至33樓及35樓至38樓)	天然石、木皮飾面、金屬面板及玻璃面板	天然石	石膏板及玻璃纖維石膏板假天花，外露部份髹乳膠漆
		牆壁裝修物料的類型		天花板裝修物料的類型
(b) 內牆及天花板	客廳及飯廳	乳膠漆（第1座(1A) 27樓A單位及第2座(2A)27樓F單位及第2座(2B)37樓及38樓A單位（複式）除外） 人造皮、天然石、鏡、牆紙、金屬、高光油漆及木飾面 適用於第1座(1A)27樓A單位 乳膠漆及牆紙 適用於第2座(2A)27樓F單位 金屬、高光油漆、牆紙、天然石、鏡及木飾面 適用於第2座(2B)37樓及38樓A單位（複式）		外露部份髹乳膠漆，部份天花位置裝設石膏板假天花、假陣髹乳膠漆
	睡房	乳膠漆（第1座(1A)27樓A單位及第2座(2B)37樓及38樓A單位（複式）除外） 主人睡房：金屬、鏡、牆紙及木飾面 睡房1：木飾面、牆紙及布面板 睡房2：牆紙、木飾面、布面板及金屬 睡房3：木飾面、金屬及牆紙 適用於第1座(1A)27樓A單位 主人睡房：木飾面、金屬、高光油漆、牆紙及鏡 睡房1：木飾面、牆紙及鏡 睡房2：木飾面、金屬、牆紙及鏡 適用於第2座(2B)37樓及38樓A單位（複式）		外露部份髹乳膠漆，部份天花位置裝設石膏板假天花、假陣髹乳膠漆

備註：
1. 第1座（1A及1B）不設13樓、14樓及24樓，9樓為庇護層。
2. 第2座（2A及2B）不設13樓、14樓、24樓及34樓，9樓為庇護層。

2. Interior finishes				
Item	Description			
		Type of wall finishes	Type of floor finishes	Type of ceiling finishes
(a) Lobby	Podium floor residential entrance lobby and lift lobby	Natural stone, wood veneer, metal panel and resin panel	Natural stone	Gypsum board and glass reinforced gypsum false ceiling finished with emulsion paint on exposed surface
	Shuttle lift lobby (2/F, 3/F and Podium floor)	Natural stone, wood veneer and metal panel	Natural stone	Gypsum board and glass reinforced gypsum false ceiling finished with emulsion paint on exposed surface
	Car park shuttle lift lobby (3/F and Podium floor)	Natural stone, wood veneer and metal panel	Natural stone	Gypsum board and glass reinforced gypsum false ceiling finished with emulsion paint on exposed surface
	Residential lift lobby (Tower 1 (1A and 1B) : 5/F-8/F, 10/F-12/F, 15/F-23/F & 25/F-32/F) (Tower 2 (2A and 2B) : 5/F-8/F, 10/F-12/F, 15/F-23/F, 25/F-33/F & 35/F-38/F)	Natural stone, wood veneer, metal panel and glass panel	Natural stone	Gypsum board and glass reinforced gypsum false ceiling finished with emulsion paint on exposed surface
		Type of wall finishes		Type of ceiling finishes
(b) Internal wall and ceiling	Living room and dining room	Emulsion paint (except for Unit A on 27/F of Tower 1 (1A), Unit F on 27/F of Tower 2 (2A) and Unit A on 37/F & 38/F (Duplex) of Tower 2 (2B) Artificial leather, natural stone, mirror, wallpaper, metal, high-gloss paint and wood veneer Applicable to Unit A on 27/F of Tower 1 (1A) Emulsion paint and wallpaper Applicable to Unit F on 27/F of Tower 2(2A) Metal, high-gloss paint, wallpaper, natural stone, mirror and wood veneer Applicable to Unit A on 37/F & 38/F (Duplex) of Tower 2 (2B)		Emulsion paint to exposed surfaces. Partial areas of the ceiling equipped with gypsum board false ceiling and bulkhead finished with emulsion paint
	Bedroom	Emulsion paint (except for Unit A on 27/F of Tower 1 (1A) and Unit A on 37/F & 38/F (Duplex) of Tower 2 (2B)) Master Bedroom: Metal, mirror, wallpaper and wood veneer Bedroom 1: Wood veneer, wallpaper and fabric panel Bedroom 2: Wallpaper, wood veneer, fabric panel and metal Bedroom 3: Wood veneer, metal and wallpaper Applicable to Unit A on 27/F of Tower 1 (1A) Master Bedroom: Wood veneer, metal, high-gloss paint, wallpaper and mirror Bedroom 1: Wood veneer, wallpaper and mirror Bedroom 2: Wood veneer, metal, wallpaper and mirror Applicable to Unit A on 37/F & 38/F (Duplex) of Tower 2 (2B)		Emulsion paint to exposed surfaces. Partial areas of the ceiling equipped with gypsum board false ceiling and bulkhead finished with emulsion paint

Notes:
1. 13/F, 14/F and 24/F are omitted in Tower 1 (1A and 1B) and 9/F is refuge floor.
2. 13/F, 14/F, 24/F and 34/F are omitted in Tower 2 (2A and 2B) and 9/F is refuge floor.

2. 室內裝修物料			
細項	描述		
		地板用料	牆腳線用料
(c) 內部地板	客廳、飯廳及睡房	瓷磚地板，於露台門（如有）、工作平台門（如有）、平台門（如有）及花園門（如有）旁鋪上人造合成石及金屬分隔條 適用於以下單位： 第1座 (1A)：5樓至8樓、10樓至12樓、15樓至23樓及25樓至31樓C及E單位 第1座 (1B)：5樓至8樓、10樓至12樓、15樓至23樓及25樓至31樓D、E及F單位 第2座 (2A)：5樓至8樓、10樓至12樓、15樓至23樓、25樓至33樓及35樓至37樓E單位 第2座 (2B)：5樓至8樓C及G單位、6樓至8樓D及F單位及10樓至12樓、15樓至23樓、25樓至33樓及35樓至37樓F及G單位 複合木地板，於露台門（如有）、工作平台門（如有）、平台門（如有）及花園門（如有）旁鋪上人造合成石及金屬分隔條 適用於以下單位： 第1座 (1A)：5樓至8樓、10樓至12樓、15樓至23樓、25樓至26樓及28樓至31樓A單位、5樓至8樓、10樓至12樓、15樓至23樓及25樓至31樓B及D單位 第1座 (1B)：5樓至8樓、10樓至12樓、15樓至23樓及25樓至31樓A、B及C單位 第2座 (2A)：5樓至8樓、10樓至12樓、15樓至23樓、25樓至33樓及35樓至37樓A、B、C、D及F單位 第2座 (2B)：5樓至8樓、10樓至12樓、15樓至23樓、25樓至33樓、35樓至36樓A及B單位、37樓B單位、10樓至12樓、15樓至23樓、25樓至33樓及35樓至37樓C單位及6樓至8樓、10樓至12樓、15樓至23樓、25樓至33樓及35樓至37樓E單位 複合木地板，於露台門（如有）、工作平台門（如有）及平台門（如有）旁鋪上天然石及金屬分隔條 適用於以下單位： 第1座 (1A)：32樓A及B單位 第1座 (1B)：32樓A、B及C單位 第2座 (2A)：38樓A、B及C單位 第2座 (2B)：38樓B及C單位 客飯廳鋪上天然石，於露台門（如有）、工作平台門（如有）及平台門（如有）旁鋪上金屬分隔條及睡房鋪上複合木地板 適用於以下單位： 第1座 (1A)：27樓A單位 第2座 (2B)：37樓及38樓A單位（複式）	木皮飾面牆腳線（第1座(1A)27樓A單位除外） 客廳及飯廳：金屬牆腳線 主人睡房：木皮飾面牆腳線及金屬牆腳線 睡房1、2及3：木皮飾面牆腳線 適用於第1座(1A)27樓A單位

備註：
1. 第1座（1A及1B）不設13樓、14樓及24樓，9樓為庇護層。
2. 第2座（2A及2B）不設13樓、14樓、24樓及34樓，9樓為庇護層。

2. Interior finishes			
Item	Description		
		Material of floor	Material of skirting
(c) Internal floor	Living room, dining room and bedroom	Tile floorings, and finished with reconstituted stone and metal dividing strip next to balcony door (if provided), utility platform door (if provided), flat roof door (if provided) and garden door (if provided) Applicable to the following units: Units C and E on 5/F-8/F, 10/F-12/F, 15/F-23/F & 25/F-31/F of Tower 1 (1A) Units D, E and F on 5/F-8/F, 10/F-12/F, 15/F-23/F & 25/F-31/F of Tower 1 (1B) Unit E on 5/F-8/F, 10/F-12/F, 15/F-23/F, 25/F-33/F & 35/F-37/F of Tower 2 (2A) Units C and G on 5/F-8/F, Units D and F on 6/F-8/F and Units F and G on 10/F-12/F, 15/F-23/F, 25/F-33/F & 35/F-37/F of Tower 2 (2B) Engineered timber flooring, and finished with reconstituted stone and metal dividing strip next to balcony door (if provided), utility platform door (if provided), flat roof door (if provided) and garden door (if provided) Applicable to the following units: Unit A on 5/F-8/F, 10/F-12/F, 15/F-23/F, 25/F-26/F & 28/F-31/F and Units B and D on 5/F-8/F, 10/F-12/F, 15/F-23/F & 25/F-31/F of Tower 1 (1A) Units A, B and C on 5/F-8/F, 10/F-12/F, 15/F-23/F & 25/F-31/F of Tower 1 (1B) Units A, B, C, D and F on 5/F-8/F, 10/F-12/F, 15/F-23/F, 25/F-33/F & 35/F-37/F of Tower 2 (2A) Units A and B on 5/F-8/F, 10/F-12/F, 15/F-23/F, 25/F-33/F & 35/F-36/F, Unit B on 37/F, Unit C on 10/F-12/F, 15/F-23/F, 25/F-33/F & 35/F-37/F and Unit E on 6/F-8/F, 10/F-12/F, 15/F-23/F, 25/F-33/F & 35/F-37/F of Tower 2 (2B) Engineered timber floorings, and finished with natural stone and metal dividing strip next to balcony door (if provided), utility platform door (if provided) and flat roof door (if provided) Applicable to the following units: Units A and B on 32/F of Tower 1 (1A) Units A, B and C on 32/F of Tower 1 (1B) Units A, B and C on 38/F of Tower 2 (2A) Units B and C on 38/F of Tower 2 (2B) Natural stone floorings in living room and dining room and metal dividing strip next to balcony door (if provided), utility platform door (if provided) and flat roof door (if provided) and engineered timber floorings in bedrooms Applicable to the following units: Unit A on 27/F of Tower 1 (1A) Unit A on 37/F & 38/F (Duplex) of Tower 2 (2B)	Wood veneer skirting (except for Unit A on 27/F of Tower 1 (1A)) Living room and dining room: Metal skirting Master Bedroom: Wood veneer skirting and metal skirting Bedroom 1,2 and 3: Wood veneer skirting Applicable to Unit A on 27/F of Tower 1 (1A)

Notes:
1. 13/F, 14/F and 24/F are omitted in Tower 1 (1A and 1B) and 9/F is refuge floor.
2. 13/F, 14/F, 24/F and 34/F are omitted in Tower 2 (2A and 2B) and 9/F is refuge floor.

2. 室內裝修物料					
細項	描述				
		牆壁裝修物料的類型	地板裝修物料的類型	天花板裝修物料的類型	
(d) 浴室	裝修物料的類型	外露部份鋪砌天然石（以下單位除外） 外露部份鋪砌天然石及鏡飾面 適用於以下單位： 第1座(1A): 27樓A單位 第2座(2B)：37樓及38樓A單位（複式）	外露部份鋪砌天然石	外露部份裝設石膏板假天花及髹乳膠漆	
	牆壁的裝修物料是否鋪至天花板	鋪至假天花水平			
		牆壁裝修物料的類型	地板裝修物料的類型	天花板裝修物料的類型	灶台裝修物料的類型
(e) 廚房	適用於以下單位： 第1座 (1A)：5樓至8樓、10樓至12樓、15樓至23樓及25樓至31樓C及E單位 第1座 (1B)：5樓至8樓、10樓至12樓、15樓至23樓及25樓至31樓D、E及F單位 第2座 (2A)：5樓至8樓、10樓至12樓、15樓至23樓、25樓至33樓及35樓至37樓E單位 第2座 (2B)：5樓至8樓C及G單位、6樓至8樓D及F單位及10樓至12樓、15樓至23樓、25樓至33樓及35樓至37樓F及G單位	外露部份鋪砌實心面材	外露部份鋪砌瓷磚	外露部份髹乳膠漆，部份天花位置裝設石膏板假天花及假陣髹乳膠漆	實心面材
	適用於以下單位： 第1座 (1A)：5樓至8樓、10樓至12樓、15樓至23樓及25樓至31樓A、B及D單位 第1座 (1B)：5樓至8樓、10樓至12樓、15樓至23樓及25樓至31樓A、B及C單位 第2座 (2A)：5樓至8樓、10樓至12樓、15樓至23樓、25樓至33樓及35樓至37樓A、B、C、D及F單位 第2座 (2B)：5樓至8樓、10樓至12樓、15樓至23樓、25樓至33樓及35樓至36樓A及B單位、37樓B單位、10樓至12樓、15樓至23樓、25樓至33樓及35樓至37樓C單位及6樓至8樓、10樓至12樓、15樓至23樓、25樓至33樓及35樓至37樓E單位	外露部份鋪砌瓷磚及玻璃面板	外露部份鋪砌天然石	外露部份裝設石膏板假天花及髹乳膠漆	實心面材
	適用於以下單位： 第1座 (1A)：32樓A及B單位 第1座 (1B)：32樓A、B及C單位 第2座 (2A)：38樓A、B及C單位 第2座 (2B)：37樓及38樓A單位（複式）及38樓B及C單位	外露部份鋪砌天然石及玻璃面板	外露部份鋪砌天然石	外露部份裝設石膏板假天花及髹乳膠漆	人造合成石
	牆壁的裝修物料是否鋪至天花板	鋪至假天花水平			

備註：
1. 第1座（1A及1B）不設13樓、14樓及24樓，9樓為庇護層。
2. 第2座（2A及2B）不設13樓、14樓、24樓及34樓，9樓為庇護層。

2. Interior finishes					
Item	Description				
		Type of wall finishes	Type of floor finishes	Type of ceiling finishes	
(d) Bathroom	Type of finishes	Natural stone on exposed surface (except the following units) Natural stone and mirror panel on exposed surface Applicable to the following units: Unit A on 27/F of Tower 1(1A) Unit A on 37/F & 38/F (Duplex) of Tower 2 (2B)	Natural stone on exposed surface	Gypsum board false ceiling and emulsion paint on exposed surface	
	Whether the wall finishes run up to ceiling	Up to false ceiling level			
		Type of wall finishes	Type of floor finishes	Type of ceiling finishes	Type of cooking bench finishes
(e) Kitchen	Applicable to the following units: Units C and E on 5/F-8/F, 10/F-12/F, 15/F-23/F & 25/F-31/F of Tower 1 (1A) Units D, E and F on 5/F-8/F, 10/F-12/F, 15/F-23/F & 25/F-31/F of Tower 1 (1B) Unit E on 5/F-8/F, 10/F-12/F, 15/F-23/F, 25/F-33/F & 35/F-37/F of Tower 2 (2A) Units C and G on 5/F-8/F, Units D and F on 6/F-8/F and Units F and G on 10/F-12/F, 15/F-23/F, 25/F-33/F & 35/F-37/F of Tower 2 (2B)	Solid surface material on exposed surface	Tiles on exposed surface	Emulsion paint on exposed surfaces. Partial area equipped with gypsum board false ceiling and bulkhead finished with emulsion paint	Solid surface material
	Applicable to the following units: Units A, B and D on 5/F-8/F, 10/F-12/F, 15/F-23/F & 25/F-31/F of Tower 1 (1A) Units A, B and C on 5/F-8/F, 10/F-12/F, 15/F-23/F & 25/F-31/F of Tower 1 (1B) Units A, B, C, D and F on 5/F-8/F, 10/F-12/F, 15/F-23/F, 25/F-33/F & 35/F-37/F of Tower 2 (2A) Units A and B on 5/F-8/F, 10/F-12/F, 15/F-23/F, 25/F-33/F & 35/F-36/F, Unit B on 37/F, Unit C on 10/F-12/F, 15/F-23/F, 25/F-33/F & 35/F-37/F and Unit E on 6/F-8/F, 10/F-12/F, 15/F-23/F, 25/F-33/F & 35/F-37/F of Tower 2 (2B)	Tiles and glass panel on exposed surface	Natural stone on exposed surface	Gypsum board false ceiling and emulsion paint on exposed surface	Solid surface material
	Applicable to the following units: Units A and B on 32/F of Tower 1 (1A) Units A, B and C on 32/F of Tower 1 (1B) Units A, B and C on 38/F of Tower 2 (2A) Unit A on 37/F & 38/F (Duplex) and Units B and C on 38/F of Tower 2 (2B)	Natural stone and glass panel on exposed surface	Natural stone on exposed surface	Gypsum board false ceiling and emulsion paint on exposed surface	Reconstituted stone
	Whether the wall finishes run up to ceiling	Up to false ceiling level			

Notes:
1. 13/F, 14/F and 24/F are omitted in Tower 1 (1A and 1B) and 9/F is refuge floor.
2. 13/F, 14/F, 24/F and 34/F are omitted in Tower 2 (2A and 2B) and 9/F is refuge floor.

3. 室內裝置				
細項	描述			
		用料	裝修物料	配件
(a) 門	單位入口大門	實心防火木掩門	木皮飾面板	門鎖連門柄、防盜眼、氣鼓、防盜鏈、門擋及防煙條
	睡房門	實心木掩門	木皮飾面板	門鎖連門柄及門擋
	浴室門	(i) 空心木掩門 適用於以下單位： 第1座 (1A)：5樓至8樓、10樓至12樓、15樓至23樓及25樓至31樓A、B、C及D單位及32樓A單位 第1座 (1B)：5樓至8樓、10樓至12樓、15樓至23樓及25樓至31樓A、B、D及F單位及32樓A、B及C單位 第2座 (2A)：5樓至8樓、10樓至12樓、15樓至23樓、25樓至33樓及35樓至37樓A、B、D及F單位及38樓A、B及C單位 第2座 (2B)：5樓至8樓、10樓至12樓、15樓至23樓、25樓至33樓及35樓至36樓A單位、37樓及38樓A單位（複式）、5樓至8樓B及C單位、6樓至8樓D單位、10樓至12樓、15樓至23樓、25樓至33樓及35樓至37樓B及C單位及38樓B單位	木皮飾面板	(i) 門鎖連門柄、門擋及衣鈎 適用於以下單位： 第1座 (1A)：5樓至8樓、10樓至12樓、15樓至23樓及25樓至31樓A、B、C、D及E單位及32樓A及B單位 第1座 (1B)：5樓至8樓、10樓至12樓、15樓至23樓及25樓至31樓A、B、C、D、E及F單位及32樓A、B及C單位 第2座 (2A)：5樓至8樓、10樓至12樓、15樓至23樓、25樓至33樓及35樓至37樓A、B、C、D、E及F單位及38樓A、B及C單位 第2座 (2B)：5樓至8樓A、B、C及G單位、6樓至8樓D、E及F單位、10樓至12樓、15樓至23樓、25樓至33樓及35樓至36樓A、B、C、E、F及G單位、37樓B、C、E、F及G單位、37樓及38樓A單位（複式）及38樓B及C單位
		(ii) 空心木掩門配木製百葉 適用於以下單位： 第1座 (1A)：5樓至8樓、10樓至12樓、15樓至23樓及25樓至31樓D及E單位及32樓B單位 第1座 (1B)：5樓至8樓、10樓至12樓、15樓至23樓、及25樓至31樓C及E單位及32樓A、B及C單位 第2座 (2A)：5樓至8樓、10樓至12樓、15樓至23樓、25樓至33樓及35樓至37樓A、C及E單位及38樓A及B單位 第2座 (2B)：10樓至12樓、15樓至23樓、25樓至33樓及35樓至38樓C單位、6樓至8樓、10樓至12樓、15樓至23樓、25樓至33樓及35樓至37樓E及F單位、5樓至8樓、10樓至12樓、15樓至23樓、25樓至33樓及35樓至37樓G單位、37樓及38樓A單位（複式）及38樓B單位		(ii) 門鎖連門柄 適用於以下單位： 第2座 (2A)：5樓至8樓、10樓至12樓、15樓至23樓、25樓至33樓及35樓至37樓E單位 第2座 (2B)：5樓至8樓、10樓至12樓、15樓至23樓、25樓至33樓及35樓至36樓A單位、6樓至8樓D單位、6樓至8樓、10樓至12樓、15樓至23樓、25樓至33樓及35樓至37樓F單位
		(iii) 空心木趟門 適用於以下單位： 第2座 (2B)：5樓至8樓、10樓至12樓、15樓至23樓、25樓至33樓及35樓至36樓A單位		
		(iv) 空心木趟門配木製百葉 只適用於以下單位： 第2座 (2A)：5樓至8樓、10樓至12樓、15樓至23樓、25樓至33樓及35樓至37樓E單位 第2座 (2B)：6樓至8樓D單位及6樓至8樓、10樓至12樓、15樓至23樓、25樓至33樓及35樓至37樓F單位		
	廚房門	實心防火木掩門配防火玻璃視窗	木皮飾面板	門柄、氣鼓、門擋及防煙條

備註：
1. 第1座（1A及1B）不設13樓、14樓及24樓，9樓為庇護層。
2. 第2座（2A及2B）不設13樓、14樓、24樓及34樓，9樓為庇護層。

3. Interior fittings				
Item	Description			
		Materials	Finishes	Accessories
(a) Doors	Unit main entrance door	Solid core fire rated timber swing door	Wood veneered panel	Lockset with door handle, eye viewer, door closer, door chain, door stopper and smoke seal
	Bedroom door	Solid core timber swing door	Wood veneered panel	Lockset with door handle and door stopper
	Bathroom door	(i) Hollow core timber swing door Applicable to the following units: Units A, B, C and D on 5/F-8/F, 10/F-12/F, 15/F-23/F & 25/F-31/F and Unit A on 32/F of Tower 1 (1A) Units A, B, D and F on 5/F-8/F, 10/F-12/F, 15/F-23/F & 25/F-31/F and Units A, B and C on 32/F of Tower 1 (1B) Units A, B, D and F on 5/F-8/F, 10/F-12/F, 15/F-23/F, 25/F-33/F & 35/F-37/F and Units A, B and C on 38/F of Tower 2 (2A) Unit A on 5/F-8/F, 10/F-12/F, 15/F-23/F, 25/F-33/F & 35/F-36/F, Unit A on 37/F and 38/F (Duplex), Units B and C on 5/F-8/F, Unit D on 6/F-8/F, Units B and C on 10/F-12/F, 15/F-23/F, 25/F-33/F & 35/F-37/F and Unit B on 38/F of Tower 2 (2B)	Wood veneered panel	(i) Lockset with door handle, door stopper and robe hook Applicable to the following units: Units A, B, C, D and E on 5/F-8/F, 10/F-12/F, 15/F-23/F & 25/F-31/F and Unit A and B on 32/F of Tower 1 (1A) Units A, B, C, D, E and F on 5/F-8/F, 10/F-12/F, 15/F-23/F & 25/F-31/F and Units A, B and C on 32/F of Tower 1 (1B) Units A, B, C, D, E and F on 5/F-8/F, 10/F-12/F, 15/F-23/F, 25/F-33/F & 35/F-37/F and Units A, B and C on 38/F of Tower 2 (2A) Units A, B, C and G on 5/F-8/F, Units D, E and F on 6/F-8/F, Units A, B, C, E, F and G on 10/F-12/F, 15/F-23/F, 25/F-33/F & 35/F-36/F, Units B, C, E, F and G on 37/F, Unit A on 37/F & 38/F (Duplex) and Units B and C on 38/F of Tower 2 (2B)
		(ii) Hollow core timber swing door with timber louvre Applicable to the following units: Units D and E on 5/F-8/F, 10/F-12/F, 15/F-23/F & 25/F-31/F and Unit B on 32/F of Tower 1(1A) Units C and E on 5/F-8/F, 10/F-12/F, 15/F-23/F & 25/F-31/F and Units A, B and C on 32/F of Tower 1 (1B) Units A,C and E on 5/F-8/F, 10/F-12/F, 15/F-23/F, 25/F-33/F & 35/F-37/F and Units A and B on 38/F of Tower 2 (2A) Unit C on 10/F-12/F, 15/F-23/F, 25/F-33/F & 35/F-38/F and Units E and F on 6/F-8/F, 10/F-12/F, 15/F-23/F, 25/F-33/F & 35/F-37/F, Unit G on 5/F-8/F, 10/F-12/F, 15/F-23/F, 25/F-33/F & 35/F-37/F, Unit A on 37/F & 38/F (Duplex) and Unit B on 38/F of Tower 2 (2B)		(ii) Lockset with door handle Applicable to the following units: Unit E on 5/F-8/F, 10/F-12/F, 15/F-23/F, 25/F-33/F & 35/F-37/F of Tower 2 (2A) Unit A on 5/F-8/F, 10/F-12/F, 15/F-23/F, 25/F-33/F & 35/F-36/F, Unit D on 6/F-8/F and Unit F on 6/F-8/F, 10/F-12/F, 15/F-23/F, 25/F-33/F & 35/F-37/F of Tower 2 (2B)
		(iii) Hollow core timber sliding door Applicable to the following units: Unit A on 5/F-8/F, 10/F-12/F, 15/F-23/F, 25/F-33/F & 35/F-36/F of Tower 2 (2B)		
		(iv) Hollow core timber sliding door with timber louvre Applicable to the following units: Unit E on 5/F-8/F, 10/F-12/F, 15/F-23/F, 25/F-33/F & 35/F-37/F of Tower 2 (2A) Unit D on 6/F-8/F and Unit F on 6/F-8/F, 10/F-12/F, 15/F-23/F, 25/F-33/F & 35/F-37/F of Tower 2 (2B)		
	Kitchen door	Solid core fire rated timber swing door with fire rated glass vision panel	Wood veneered panel	Door handle, door closer, door stopper and smoke seal

Notes:
1. 13/F, 14/F and 24/F are omitted in Tower 1 (1A and 1B) and 9/F is refuge floor.
2. 13/F, 14/F, 24/F and 34/F are omitted in Tower 2 (2A and 2B) and 9/F is refuge floor.

3. 室內裝置				
細項	描述			
		用料	裝修物料	配件
(a) 門	士多房門	(i) 空心木掩門 適用於以下單位： 第1座(1A)：5樓至8樓、10樓至12樓、15樓至23樓及25樓至31樓B單位及32樓A單位 第2座(2A)：38樓B及C單位 第2座(2B)：10樓至12樓、15樓至23樓、25樓至33樓及35樓至38樓C單位及37樓及38樓A單位（複式）	木皮飾面板	(i) 門鎖連門柄及門擋 適用於以下單位： 第1座(1A)：5樓至8樓、10樓至12樓、15樓至23樓及25樓至32樓A及B單位 第1座(1B)：5樓至8樓、10樓至12樓、15樓至23樓及25樓至32樓A及B單位 第2座(2A)：5樓至8樓、10樓至12樓、15樓至23樓、25樓至33樓及35樓至37樓A、B、C及D單位及38樓B及C單位 第2座(2B)：10樓至12樓、15樓至23樓、25樓至33樓及35樓至37樓C單位、37樓及38樓A單位（複式）及38樓B及C單位
		(ii) 空心木掩門配木製百葉 適用於以下單位： 第1座(1A)：5樓至8樓、10樓至12樓、15樓至23樓及25樓至31樓A單位及32樓B單位 第1座(1B)：5樓至8樓、10樓至12樓、15樓至23樓及25樓至32樓A及B單位 第2座(2A)：5樓至8樓、10樓至12樓、15樓至23樓、25樓至33樓及35樓至37樓A、B、C及D單位及38樓B及C單位 第2座(2B)：37樓及38樓A單位（複式）及38樓B及C單位		(ii) 門鎖連門柄 適用於以下單位： 第1座(1A)：32樓A單位 第1座(1B)：32樓C單位 第2座(2A)：38樓A單位
		(iii) 空心木趟門配木製百葉 適用於以下單位： 第1座(1A)：32樓A單位 第2座(2A)：38樓A單位		(iii) 門鎖連門柄及氣鼓 適用於以下單位： 第1座(1B)：32樓A單位
		(iv) 空心木趟門 適用於以下單位： 第1座(1B)：32樓C單位		
		(v) 鋁框玻璃掩門 適用於以下單位： 第1座(1B)：32樓A單位	雙層中空玻璃配低幅射鍍膜 適用於以下單位： 第1座(1B)： 32樓A單位	
	走廊門（只適用於第2座(2A)38樓B單位）	空心木掩門配木製百葉	木皮飾面板	門柄及門擋
	平台門	(i) 鋁框玻璃趟摺門 適用於以下單位： 第1座(1A)：32樓A及B單位 第1座(1B)：32樓A單位 第2座(2A)：38樓A及B單位 第2座(2B)：38樓B單位	雙層中空玻璃配低幅射鍍膜	(i) 門鎖連門柄 適用於以下單位： 第1座(1A)：32樓A及B單位 第1座(1B)：32樓A單位 第2座(2A)：38樓A及B單位 第2座(2B)：38樓B單位
		(ii) 鋁框玻璃掩門 適用於以下單位： 第1座(1A)：32樓A及B單位 第1座(1B)：32樓A單位 第2座(2A)：38樓C單位		(ii) 門鎖連門柄及門擋 適用於以下單位： 第1座(1A)：32樓A及B單位 第1座(1B)：32樓A單位 第2座(2A)：38樓C單位

備註：
1. 第1座（1A及1B）不設13樓、14樓及24樓，9樓為庇護層。
2. 第2座（2A及2B）不設13樓、14樓、24樓及34樓，9樓為庇護層。

3. Interior fittings				
Item	Description			
		Materials	Finishes	Accessories
(a) Doors	Store door	(i) Hollow core timber swing door Applicable to the following units: Unit B on 5/F-8/F, 10/F-12/F, 15/F-23/F & 25/F-31/F and Unit A on 32/F of Tower 1 (1A) Units B and C on 38/F of Tower 2 (2A) Unit C on 10/F-12/F, 15/F-23/F, 25/F-33/F & 35/F-38/F and Unit A on 37/F & 38/F (Duplex) of Tower 2 (2B)	Wood veneered panel	(i) Lockset with door handle and door stopper Applicable to the following units: Units A and B on 5/F-8/F, 10/F-12/F, 15/F-23/F & 25/F-32/F of Tower 1 (1A) Units A and B on 5/F-8/F, 10/F-12/F, 15/F-23/F & 25/F-32/F of Tower 1 (1B) Units A, B, C and D on 5/F-8/F, 10/F-12/F, 15/F-23/F, 25/F-33/F & 35/F-37/F and Units B and C on 38/F of Tower 2 (2A) Unit C on 10/F-12/F, 15/F-23/F, 25/F-33/F & 35/F-37/F, Unit A on 37/F & 38/F (Duplex) and Units B and C on 38/F of Tower 2 (2B)
		(ii) Hollow core timber swing door with timber louvre Applicable to the following units: Unit A on 5/F-8/F, 10/F-12/F, 15/F-23/F & 25/F-31/F and Unit B on 32/F of Tower 1 (1A) Units A and B on 5/F-8/F, 10/F-12/F, 15/F-23/F & 25/F-32/F of Tower 1 (1B) Units A, B, C and D on 5/F-8/F, 10/F-12/F, 15/F-23/F, 25/F-33/F & 35/F-37/F and Units B and C on 38/F of Tower 2 (2A) Unit A on 37/F & 38/F (Duplex) and Units B and C on 38/F of Tower 2 (2B)		(ii) Lockset with door handle Applicable to the following units: Unit A on 32/F of Tower 1 (1A) Unit C on 32/F of Tower 1 (1B) Unit A on 38/F of Tower 2 (2A)
		(iii) Hollow core timber sliding door with timber louvre Applicable to the following units: Unit A on 32/F of Tower 1 (1A) Unit A on 38/F of Tower 2 (2A)		(iii) Lockset with door handle and door closer Applicable to the following unit: Unit A on 32/F of Tower 1 (1B)
		(iv) Hollow core timber sliding door Applicable to the following unit: Unit C on 32/F of Tower 1 (1B)		
		(v) Aluminium framed glass swing door Applicable to the following unit: Unit A on 32/F of Tower 1 (1B)	Insulated glass unit (IGU) glass panels with low-e coating Applicable to the following unit: Unit A on 32/F of Tower 1 (1B)	
	Corridor door (Applicable to Unit B on 38/F of Tower 2 (2A) only)	Hollow core timber swing door with timber louvre	Wood veneered panel	Door handle and door stopper
	Flat roof door	(i) Aluminium framed glass bi-folding door Applicable to the following units: Units A and B on 32/F of Tower 1 (1A) Unit A on 32/F of Tower 1 (1B) Units A and B on 38/F of Tower 2 (2A) Unit B on 38/F of Tower 2 (2B)	Insulated glass unit (IGU) glass panels with low-e coating	(i) Lockset with door handle Applicable to the following units: Units A and B on 32/F of Tower 1 (1A) Unit A on 32/F of Tower 1 (1B) Units A and B on 38/F of Tower 2 (2A) Unit B on 38/F of Tower 2 (2B)
		(ii) Aluminium framed glass swing door Applicable to the following units: Units A and B on 32/F of Tower 1 (1A) Unit A on 32/F of Tower 1 (1B) Unit C on 38/F of Tower 2 (2A)		(ii) Lockset with door handle and door stopper Applicable to the following units: Units A and B on 32/F of Tower 1 (1A) Unit A on 32/F of Tower 1 (1B) Unit C on 38/F of Tower 2 (2A)

Notes:
1. 13/F, 14/F and 24/F are omitted in Tower 1 (1A and 1B) and 9/F is refuge floor.
2. 13/F, 14/F, 24/F and 34/F are omitted in Tower 2 (2A and 2B) and 9/F is refuge floor.

3. 室內裝置				
細項	描述			
		用料	裝修物料	配件
(a) 門	露天平台門 （只適用於第2座(2A)38樓A單位）	鋁框玻璃趟門	雙層中空玻璃配低幅射鍍膜	門鎖連門柄
	露台門	鋁框玻璃趟門	雙層中空玻璃配低幅射鍍膜	門鎖連門柄
	工作平台門	鋁框玻璃掩門	雙層中空玻璃配低幅射鍍膜	(i) 門鎖連門柄及門擋 以下單位除外： 第1座(1A)：12樓、15樓至23樓及25樓至31樓B單位及 第2座(2B)：6樓至8樓、10樓至12樓、15樓至23樓、25樓至33樓及35樓至36樓A單位
				(ii) 門鎖連門柄及隱藏式氣鼓 適用於第1座(1A)：12樓、15樓至23樓及25樓至31樓B單位
				(iii) 門鎖連門柄及氣鼓 適用於第2座(2B)：6樓至8樓、10樓至12樓、15樓至23樓、25樓至33樓及35樓至36樓A單位
	洗手間門	鋁框玻璃趟摺門	磨砂玻璃	門鎖連門柄
	私人花園門	(i) 鋁框玻璃趟門 適用於以下單位： 第1座(1A)：5樓A、B、C、D及E單位 第1座(1B)：5樓A、B、C、D、E及F單位 第2座(2A)：5樓A、B、C、D及F單位 第2座(2B)：5樓A及B單位	雙層中空玻璃配低幅射鍍膜	(i) 門鎖連門柄 適用於以下單位： 第1座(1A)：5樓A、B、C、D及E單位 第1座(1B)：5樓A、B、C、D、E及F單位 第2座(2A)：5樓A、B、C、D及F單位 第2座(2B)：5樓A及B單位
		(ii) 鋁框玻璃掩門 適用於以下單位： 第1座(1A)：5樓D單位 第2座(2A)：5樓A單位		(ii) 門鎖連門柄及門擋 適用於以下單位： 第1座(1A)：5樓D單位 第2座(2A)：5樓A單位
	私人天台門 適用於以下單位： 第1座(1A)：32樓B單位 第1座(1B)：32樓B及C單位 第2座(2A)：38樓A、B及C單位 第2座(2B)：37樓及38樓A單位（複式）及38樓B及C單位	鋁框玻璃掩門	雙層中空玻璃配低幅射鍍膜	門鎖連門柄及氣鼓

備註：
1. 第1座（1A及1B）不設13樓、14樓及24樓，9樓為庇護層。
2. 第2座（2A及2B）不設13樓、14樓、24樓及34樓，9樓為庇護層。

3. Interior fittings				
Item	Description			
		Materials	Finishes	Accessories
(a) Doors	Open flat roof door (Applicable to Unit A on 38/F of Tower 2 (2A) only)	Aluminium framed glass sliding door	Insulated glass unit (IGU) glass panels with low-e coating	Lockset with door handle
	Balcony door	Aluminium framed glass sliding door	Insulated glass unit (IGU) glass panels with low-e coating	Lockset with door handle
	Utility platform door	Aluminium framed glass swing door	Insulated glass unit (IGU) glass panels with low-e coating	(i) Lockset with door handle and door stopper Except for Unit B on 12/F, 15/F-23/F & 25/F-31/F of Tower 1 (1A) and Unit A on 6/F-8/F, 10/F-12/F, 15/F-23/F, 25/F-33/F & 35/F-36/F of Tower 2 (2B)
				(ii) Lockset with door handle and concealed door closer Applicable to Unit B on 12/F, 15/F-23/F & 25/F-31/F of Tower 1 (1A)
				(iii) Lockset with door handle and door closer Applicable to Unit A on 6/F-8/F, 10/F-12/F, 15/F-23/F, 25/F-33/F & 35/F-36/F of Tower 2 (2B)
	Lavatory door	Aluminium frame glass bi-folding door	Sandblasted glass	Lockset with door handle
	Private garden door	(i) Aluminium framed glass sliding door Applicable to the following units: Units A, B, C, D and E on 5/F of Tower 1 (1A) Units A, B, C, D, E and F on 5/F of Tower 1 (1B) Units A, B, C, D and F on 5/F of Tower 2 (2A) Units A and B on 5/F of Tower 2 (2B)	Insulated glass unit (IGU) glass panels with low-e coating	(i) Lockset with door handle Applicable to the following units: Units A, B, C, D and E on 5/F of Tower 1 (1A) Units A, B, C, D, E and F on 5/F of Tower 1 (1B) Units A, B, C, D and F on 5/F of Tower 2 (2A) Units A and B on 5/F of Tower 2 (2B)
		(ii) Aluminium framed glass swing door Applicable to the following units: Unit D on 5/F of Tower 1 (1A) Unit A on 5/F of Tower 2 (2A)		(ii) Lockset with door handle and door stopper Applicable to the following units: Unit D on 5/F of Tower 1 (1A) Unit A on 5/F of Tower 2 (2A)
	Private roof door Applicable to the following units: Unit B on 32/F of Tower 1 (1A) Units B and C on 32/F of Tower 1 (1B) Units A, B and C on 38/F of Tower 2 (2A) Unit A on 37/F & 38/F (Duplex) and Units B and C on 38/F of Tower 2 (2B)	Aluminium framed glass swing door	Insulated glass unit (IGU) glass panels with low-e coating	Lockset with door handle and door closer

Notes:
1. 13/F, 14/F and 24/F are omitted in Tower 1 (1A and 1B) and 9/F is refuge floor.
2. 13/F, 14/F, 24/F and 34/F are omitted in Tower 2 (2A and 2B) and 9/F is refuge floor.

3. 室內裝置			
細項	描述		
		類型	用料
(b) 浴室	(i) 裝置及設備	洗面盆櫃檯面	天然石
		洗面盆櫃	木製洗面盆櫃配膠板及金屬條
		鏡櫃	不銹鋼製鏡櫃配鏡面板連玻璃層板
		洗面盆水龍頭	鍍鉻
		洗面盆	陶瓷
		座廁	陶瓷
		廁紙架	鍍鉻
		毛巾杆	金屬電鍍
		衣鈎	鍍鉻
		浴簾杆（適用於附有浴缸之單位，請參閱[住宅物業浴缸及淋浴設備説明表]）	金屬電鍍
		毛巾圈 適用於以下單位： 第 1 座 (1A)：32 樓 A 及 B 單位之主人浴室 第 1 座 (1B)：32 樓 A、B 及 C 單位之主人浴室 第 2 座 (2A)：38 樓 A、B 及 C 單位之主人浴室 第 2 座 (2B)：37 樓及 38 樓 A 單位（複式）之主人浴室及 38 樓 B 及 C 單位之主人浴室	鍍鉻
	(ii) 供水系統	冷水喉	銅喉
		熱水喉	配有隔熱絕緣保護之銅喉
	(iii) 沐浴設施 （包括花灑或浴缸 (如適用的話)）	花灑套裝	鍍鉻
		浴缸	瓷釉壓製鋼
		浴缸水龍頭	鍍鉻
		淋浴間（請參閱「住宅物業浴缸及淋浴設備説明表」）	強化清玻璃
	(iv) 浴缸大小（如適用的話）	請參閱「住宅物業浴缸及淋浴設備説明表」	

備註：
1. 第 1 座（1A 及 1B）不設 13 樓、14 樓及 24 樓，9 樓為庇護層。
2. 第 2 座（2A 及 2B）不設 13 樓、14 樓、24 樓及 34 樓，9 樓為庇護層。

3. Interior fittings			
Item	Description		
		Type	Material
(b) Bathroom	(i) Fittings and equipment	Basin counter top	Natural stone
		Basin cabinet	Wooden basin cabinet with plastic laminate and metal strips
		Mirror cabinet	Stainless steel mirror cabinet with mirror panel and glass shelves
		Wash basin mixer	Chrome plated
		Wash basin	Vitreous china
		Water closet	Vitreous china
		Toilet paper holder	Chrome plated
		Towel bar	Metal in anodized finish
		Robe hook	Chrome plated
		Shower curtain rod (Applicable to units with bath tub; please refer to the "Schedule of Bath Tub and Shower Provisions of Residential Properties")	Metal in anodized finish
		Towel ring Applicable to the following units: Master Bathroom of Units A and B on 32/F of Tower 1 (1A) Master Bathroom of Units A, B and C on 32/F of Tower 1 (1B) Master Bathroom of Units A, B and C on 38/F of Tower 2 (2A) Master Bathroom of Unit A on 37/F & 38/F (Duplex), Master Bathroom of Units B and C on 38/F of Tower 2(2B)	Chrome plated
	(ii) Water supply system	Cold water pipes	Copper water pipes
		Hot water pipes	Copper water pipes with thermal insulation
	(iii) Bathing facilities (including shower or bath tub, if applicable)	Shower set	Chrome plated
		Bath tub	Enamelled pressed steel
		Bath mixer	Chrome plated
		Shower compartment (Please refer to the "Schedule of Bath Tub and Shower Provisions of Residential Properties")	Clear tempered glass
	(iv) Size of bath tub (if applicable)	Please refer to the "Schedule of Bath Tub and Shower Provisions of Residential Properties"	

Notes:
1. 13/F, 14/F and 24/F are omitted in Tower 1 (1A and 1B) and 9/F is refuge floor.
2. 13/F, 14/F, 24/F and 34/F are omitted in Tower 2 (2A and 2B) and 9/F is refuge floor.

3. 室內裝置		
細項	描述	
(c) 廚房	(i) 洗滌盆的用料	不銹鋼
	(ii) 供水系統的用料	冷水供應採用銅喉及熱水供應採用配有隔熱絕緣保護之銅喉。
	(iii) 廚櫃的用料及裝修物料	木製櫃配高光焗漆面板及膠板
	(iv) 所有其他裝置及設備的類型	鍍鉻水龍頭，有關開放式廚房內或附近的消防裝置，請參閱「住宅物業機電裝置數量說明表」。
(d) 睡房	裝置（包括嵌入式衣櫃）的類型及用料	第1座(1A)：27樓A單位主人睡房設嵌入式木製衣櫃配木製層架及金屬框玻璃掩門 睡房1設嵌入式木製衣櫃配膠板飾面及鏡面掩門及木製上牆書架、睡房2設嵌入式木製衣櫃配膠板飾面、金屬及鏡面掩門及睡房3設木製上牆書架配木製層板連金屬及27樓C單位 主人睡房設嵌入式木製衣櫃配木製層架及金屬框玻璃掩門 第2座(2A)：27樓F單位 主人睡房設嵌入式木製衣櫃配木製層架及金屬框木皮飾面趟門 第2座(2B)：37樓及38樓A單位（複式）主人睡房設嵌入式木製衣櫃配鏡面、金屬、玻璃及木製層架及人造皮掩門、睡房1設嵌入式木製衣櫃配木製層架及膠板飾面及高光油漆掩門及睡房2設嵌入式木製衣櫃配膠板飾面、玻璃、皮及金屬框鏡面掩門及掛牆木製書架
(e) 電話	接駁點的位置及數目	請參閱「住宅物業機電裝置數量說明表」
(f) 天線	接駁點的位置及數目	請參閱「住宅物業機電裝置數量說明表」
(g) 電力裝置	(i) 供電附件（包括安全裝置）	所有客廳、飯廳、睡房、廚房、士多房及浴室均裝有電插蘇掣。 每個住宅單位均裝有漏電保護的總電掣箱。
	(ii) 導管是隱藏或外露	導管部份隱藏及部份外露。 除部份隱藏於混凝土內之導管外，其他部份的導管均為外露。外露的導管可能被假天花、假陣、貯存櫃、覆面、非混凝土間牆，指定之管道槽或其他物料遮蓋或掩藏。
	(iii) 電插座及空調機接駁點的位置及數目	有關電插座及空調機接駁點之位置及數目，請參閱「住宅物業機電裝置數量說明表」。
(h) 氣體供應	類型及系統	煤氣喉接駁煤氣煮食爐及煤氣熱水爐 適用於以下單位： 第1座(1A)：5樓至8樓、10樓至12樓、15樓至23樓及25樓至31樓A、B及D單位及32樓A及B單位 第1座(1B)：5樓至8樓、10樓至12樓、15樓至23樓及25樓至32樓A、B及C單位 第2座(2A)：5樓至8樓、10樓至12樓、15樓至23樓、25樓至33樓及35樓至37樓A、B、C、D及F單位及38樓A、B及C單位 第2座(2B)：5樓至8樓、10樓至12樓、15樓至23樓、25樓至33樓及35樓至36樓A單位、5樓至8樓、10樓至12樓、15樓至23樓、25樓至33樓及35樓至37樓B單位、10樓至12樓、15樓至23樓、25樓至33樓及35樓至37樓C單位、6樓至8樓、10樓至12樓、15樓至23樓、25樓至33樓及35樓至37樓E單位、37樓及38樓A單位（複式）及38樓B及C單位 除上述外，其他住宅物業不提供氣體供應。
	位置	有關煤氣煮食爐及煤氣熱水爐位置，請參閱「設備說明表」。
(i) 洗衣機接駁點	設計	設有洗衣機來水接駁喉位（直徑為15毫米）及去水接駁喉位（直徑為40毫米）
	位置	請參閱「住宅物業機電裝置數量說明表」
(j) 供水	(i) 水管的用料	冷熱水供水系統採用銅喉管，沖水供水系統採用膠喉管。
	(ii) 水管是隱藏或外露	除部份隱藏於混凝土內之水管外，其他部份的水管均為外露。外露的水管可能被假天花、假陣、貯存櫃、覆面、非混凝土間牆，指定之管道槽或其他物料遮蓋或掩藏。
	(iii) 有否熱水供應	有熱水供應

備註：
1. 第1座（1A及1B）不設13樓、14樓及24樓，9樓為庇護層。
2. 第2座（2A及2B）不設13樓、14樓、24樓及34樓，9樓為庇護層。

3. Interior fittings		
Item	Description	
(c) Kitchen	(i) Material of sink unit	Stainless steel
	(ii) Material of water supply system	Copper water pipes are used for cold water supply and copper water pipes with thermal insulation are used for hot water supply.
	(iii) Material and finishes of kitchen cabinet	Wooden cabinet with high glossy lacquer panel and plastic laminate
	(iv) Type of all other fittings and equipment	Chrome plated mixer; For fire service installations and equipment fitted in or near open kitchen, please refer to "Schedule of Mechanical and Electrical Provisions of Residential Properties".
(d) Bedroom	Type and material of fittings (including built-in wardrobe)	Built-in wooden wardrobe with wooden shelf and metal framed glass swing door in master bedroom, built-in wooden wardrobe with plastic laminate and mirror swing door and wall mounted wooden book shelf in bedroom 1, built-in wooden wardrobe with plastic laminate, metal and mirror panel swing door in bedroom 2 and wall mounted wooden book shelf with wooden panel and metal in bedroom 3 of Unit A on 27/F of Tower 1 (1A) and built-in wooden wardrobe with wooden shelf and metal framed glass swing door in master bedroom of Unit C on 27/F of Tower 1 (1A) Built-in wooden wardrobe with wooden shelf and metal framed wood veneered sliding door in master bedroom of Unit F on 27/F of Tower 2 (2A) Built-in wooden wardrobe with wooden shelf, mirror panel, metal, glass and artificial leather swing door in master bedroom, built-in wooden wardrobe with wooden shelf and plastic laminate and high-gloss paint swing door in bedroom 1 and built-in wooden wardrobe with plastic laminate, glass, leather and metal framed mirror swing door and wall-mount wooden book shelf in bedroom 2 of Unit A on 37/F & 38/F (Duplex) of Tower 2 (2B)
(e) Telephone	Location and number of connection points	Please refer to the "Schedule of Mechanical & Electrical Provisions of Residential Properties"
(f) Aerials	Location and number of connection points	Please refer to the "Schedule of Mechanical & Electrical Provisions of Residential Properties"
(g) Electrical installations	(i) Electrical fittings (including safety devices)	Socket outlets are provided in all Living Rooms, Dining Rooms, Bedrooms, Kitchens, Stores and Bathrooms. Miniature circuit breakers board complete with residual current protection is provided for each residential unit.
	(ii) Whether conduits are concealed or exposed	Conduits are concealed in part and exposed in part. Other than those parts of the conduits concealed within concrete, the rest of them are exposed. Exposed conduits may be covered or hidden by false ceiling, bulkheads, cabinets, claddings, non-concrete partition walls, designated pipe ducts or other materials.
	(iii) Location and number of power points and air-conditioner points	For the location and the number of power points and air-conditioner connection points, please refer to the "Schedule of Mechanical & Electrical Provisions of Residential Properties".
(h) Gas supply	Type and system	Gas supply pipe is provided and connected to gas hob and gas water heater Applicable to the following units: Units A, B and D on 5/F-8/F, 10/F-12/F, 15/F-23/F & 25/F-31/F and Units A and B on 32/F of Tower 1 (1A) Units A, B and C on 5/F-8/F, 10/F-12/F, 15/F-23/F & 25/F-32/F of Tower 1 (1B) Units A, B, C, D and F on 5/F-8/F, 10/F-12/F, 15/F-23/F, 25/F-33/F & 35/F-37/F and Units A, B and C on 38/F of Tower 2 (2A) Unit A on 5/F-8/F, 10/F-12/F, 15/F-23/F, 25/F-33/F & 35/F-36/F, Unit B on 5/F-8/F, 10/F-12/F, 15/F-23/F, 25/F-33/F & 35/F-37/F, Unit C on 10/F-12/F, 15/F-23/F, 25/F-33/F & 35/F-37/F, Unit E on 6/F-8/F, 10/F-12/F, 15/F-23/F, 25/F-33/F & 35/F-37/F, Unit A on 37/F & 38/F (Duplex) and Units B and C on 38/F of Tower 2 (2B) No gas supply is provided for the residential properties other than the above.
	Location	For the location of gas hob and gas water heater, please refer to the "Appliances Schedule".
(i) Washing machine connection point	Design	Water inlet connection point (15mm in diameter) and water outlet connection point (40mm in diameter) are provided for washing machine
	Location	Please refer to the "Schedule of Mechanical & Electrical Provisions of Residential Properties"
(j) Water supply	(i) Material of water pipes	Copper pipes for cold and hot water supply system. UPVC pipes for flushing water supply system.
	(ii) Whether water pipes are concealed or exposed	Other than those parts of the water pipes concealed within concrete, the rest of them are exposed. The exposed water pipes may be covered or hidden by false ceilings, bulkheads, cabinets, claddings, non-concrete partition walls, designated pipe ducts or other materials.
	(iii) Whether hot water is available	Hot water is available

Notes:
1. 13/F, 14/F and 24/F are omitted in Tower 1 (1A and 1B) and 9/F is refuge floor.
2. 13/F, 14/F, 24/F and 34/F are omitted in Tower 2 (2A and 2B) and 9/F is refuge floor.

4. 雜項		
細項	描述	
(a) 升降機	(i) 品牌名稱及產品型號	(ii) 升降機的數目及到達的樓層
	日立（產品型號: MCA）	住宅大樓設有10部升降機

座	升降機號碼	到達的樓層
第1座(1A及1B)	1、2、3、4及5	平台層、5樓至8樓、10樓至12樓、15樓至23樓及25樓至32樓
第2座(2A及2B)	6、7、8、9及10	平台層、5樓至8樓、10樓至12樓、15樓至23樓、25樓至33樓及35樓至38樓

	日立（產品型號: LCA）	平台及停車場設有5部升降機

升降機號碼	到達的樓層
11及12	2樓至3樓及平台層
13及14	3樓及平台層
15	2樓至3樓

(b) 信箱	用料	不銹鋼
(c) 垃圾收集	(i) 垃圾收集的方法	由清潔工人收集垃圾
	(ii) 垃圾房的位置	垃圾及物料回收室設於每層住宅樓層，垃圾及物料回收房設於3樓

備註：
1. 第1座（1A及1B）不設13樓、14樓及24樓，9樓為庇護層。
2. 第2座（2A及2B）不設13樓、14樓、24樓及34樓，9樓為庇護層。

4. Miscellaneous		
Item	Description	
(a) Lifts	(i) Brand name and model number	(ii) Number of Lifts and floors served by them
	HITACHI (model number: MCA)	10 lifts are provided for Towers

Tower	Lift no.	Floor served
Tower 1 (1A and 1B)	1, 2, 3, 4 and 5	Podium Floor, 5/F to 8/F, 10/F-12/F, 15/F-23/F and 25/F-32/F
Tower 2 (2A and 2B)	6, 7, 8, 9 and 10	Podium Floor, 5/F-8/F, 10/F-12/F, 15/F-23/F, 25/F-33/F and 35/F-38/F

HITACHI (model number: LCA)

5 lifts are provided for podium and carpark

Lift no.	Floor served
11 and 12	2/F-3/F and Podium Floor
13 and 14	3/F and Podium Floor
15	2/F-3/F

(b) Letter box	Material	Stainless steel
(c) Refuse collection	(i) Means of refuse collection	Refuse will be collected by cleaner
	(ii) Location of refuse room	Refuse storage and material recovery room is provided at each residential floor. Refuse storage and material recovery chamber is provided at 3/F

Notes:
1. 13/F, 14/F and 24/F are omitted in Tower 1 (1A and 1B) and 9/F is refuge floor.
2. 13/F, 14/F, 24/F and 34/F are omitted in Tower 2 (2A and 2B) and 9/F is refuge floor.

4. 雜項			
細項	描述		
		(i) 位置	(ii) 就住宅單位而言是獨立抑或公用的錶
(d) 水錶、電錶及氣體錶	水錶	每層住宅樓層之水錶櫃	獨立錶
	電錶	每層住宅樓層之電錶櫃	獨立錶
	氣體錶	氣體錶安裝於個別單位廚房內 適用於以下單位： 第1座(1A)：5樓至8樓、10樓至12樓、15樓至23樓及25樓至31樓A、B及D單位及32樓A及B單位 第1座(1B)：5樓至8樓、10樓至12樓、15樓至23樓及25樓至32樓A、B及C單位 第2座(2A)：5樓至8樓、10樓至12樓、15樓至23樓、25樓至33樓、35樓至37樓A、B、C、D及F單位及38樓A、B及C單位 第2座(2B)：5樓至8樓、10樓至12樓、15樓至23樓、25樓至33樓及35樓至36樓A單位、5樓至8樓、10樓至12樓、15樓至23樓、25樓至33樓及35樓至37樓B單位、10樓至12樓、15樓至23樓、25樓至33樓及35樓至37樓C單位、6樓至8樓、10樓至12樓、15樓至23樓、25樓至33樓及35樓至37樓E單位、37樓及38樓A單位（複式）及38樓B及C單位	獨立錶

5. 保安設施	
細項	描述
保安系統及設備（包括嵌入式的裝備的細節及其位置）	大堂出入口、升降機大堂、停車場及各升降機內均設有閉路電視系統並連接管理處及保安台。每戶住宅單位均備有視象對講機連警報按鈕。智能咭識別系統設於住宅大樓大堂出入口、康樂設施層及住戶信箱。

6. 設備	
細項	描述
品牌名稱和產品型號	請參考「設備説明表」

有關於期數在上述列表所指明之第4(a)及第6細項，賣方承諾如期數中沒有安裝指明的品牌名稱或產品型號的升降機或設備，便會安裝品質相若的升降機或設備。

備註：
1. 第 1 座（1A 及 1B）不設 13 樓、14 樓及 24 樓，9 樓為庇護層。
2. 第 2 座（2A 及 2B）不設 13 樓、14 樓、24 樓及 34 樓，9 樓為庇護層。

4. Miscellaneous			
Item	Description		
		(i) Location	(ii) Whether they are separate or communal meters for residential properties
(d) Water meter, electricity meter and gas meter	Water meter	In water meter cabinet on each residential floor	Separate meter
	Electricity meter	In electric meter cabinet on each residential floor	Separate meter
	Gas meter	Gas meter is provided in kitchen of individual residential unit Applicable to the following units: Units A, B and D on 5/F-8/F, 10/F-12/F, 15/F-23/F & 25/F-31/F and Units A and B on 32/F of Tower 1 (1A) Units A, B and C on 5/F-8/F, 10/F-12/F, 15/F-23/F & 25/F-32/F of Tower 1 (1B) Units A, B, C, D and F on 5/F-8/F, 10/F-12/F, 15/F-23/F, 25/F-33/F & 35/F-37/F and Units A, B and C on 38/F of Tower 2 (2A) Unit A on 5/F-8/F, 10/F-12/F, 15/F-23/F, 25/F-33/F & 35/F-36/F, Unit B on 5/F-8/F, 10/F-12/F, 15/F-23/F, 25/F-33/F & 35/F-37/F, Unit C on 10/F-12/F, 15/F-23/F, 25/F-33/F & 35/F-37/F, Unit E on 6/F-8/F, 10/F-12/F, 15/F-23/F, 25/F-33/F & 35/F-37/F, Unit A on 37/F & 38/F (Duplex) and Units B and C on 38/F of Tower 2 (2B)	Separate meter

5. Security Facilities	
Item	Description
Security system and equipment (including details of built-in provisions and their locations)	CCTV system connected to the management office and security counter is installed at the main lobby entrance, lift lobbies, car park and each lift. Video doorphone with panic alarm button is provided for each residential unit. Proximity card access system is provided at the main lobby entrance of residential tower, recreational facilities floor and resident letter box.

6. Appliances	
Item	Description
Brand name and model number	Please refer to "Appliances Schedule"

In relation to items 4(a) and 6 in the Phase specified in the above table, the vendor undertakes that if lifts or appliances of the specified brand name or model number are not installed in the Phase, lifts or appliances of comparable quality will be installed.

Notes:
1. 13/F, 14/F and 24/F are omitted in Tower 1 (1A and 1B) and 9/F is refuge floor.
2. 13/F, 14/F, 24/F and 34/F are omitted in Tower 2 (2A and 2B) and 9/F is refuge floor.

住宅物業浴缸及淋浴設備說明表
Schedule of Bathtub and Shower Provisions of Residential Properties

第1座 (1A) Tower 1 (1A)													
位置 Location	樓層 Floor	5樓 5/F					6樓至8樓、10樓至12樓、15樓至23樓及25樓至31樓 6/F-8/F, 10/F-12/F, 15/F-23/F & 25/F-31/F					32樓 32/F	
	單位 Unit	A	B	C	D	E	A	B	C	D	E	A	B
主人浴室 Master Bathroom	浴缸 Bath tub (1600 (長) (L) x 700 (闊) (W) x 390 (高) (H))	Y	Y	-	Y	-	Y	Y	-	Y	-	-	Y
	浴缸 Bath tub (1700 (長) (L) x 750 (闊) (W) x 390 (高) (H))	-	-	-	-	-	-	-	-	-	-	Y	-
	淋浴間 Shower Compartment	Y	-	-	-	-	Y	-	-	-	-	Y	-
浴室 Bathroom	浴缸 Bath tub (1500 (長) (L) x 700 (闊) (W) x 390 (高) (H))	-	-	Y	-	Y	-	-	Y	-	Y	-	Y
	浴缸 Bath tub (1600 (長) (L) x 700 (闊) (W) x 390 (高) (H))	Y	Y	-	Y	-	Y	Y	-	Y	-	-	-
浴室 1 Bathroom 1	淋浴間 Shower Compartment	-	-	-	-	-	-	-	-	-	-	Y	-
浴室 2 Bathroom 2	浴缸 Bath tub (1600 (長) (L) x 700 (闊) (W) x 390 (高) (H))	-	-	-	-	-	-	-	-	-	-	Y	-

備註:
1. 上表之尺寸為以毫米標示之浴缸尺寸。
2. "Y" 表示此設備於該住宅物業內提供及 / 或安裝。
3. 上表 "-" 代表不適用。
4. 第1座（1A及1B）不設13樓、14樓及24樓，9樓為庇護層。
5. 第2座（2A及2B）不設13樓、14樓、24樓及34樓，9樓為庇護層。

Notes:
1. The dimensions in the above table are all bath tub dimensions in millimetre.
2. "Y" means such appliance(s) is / are provided and / or installed in the residential property.
3. The symbol "-" as shown in the above table denotes "Not applicable".
4. 13/F, 14/F and 24/F are omitted in Tower 1 (1A and 1B) and 9/F is refuge floor.
5. 13/F, 14/F, 24/F and 34/F are omitted in Tower 2 (2A and 2B) and 9/F is refuge floor.

住宅物業浴缸及淋浴設備說明表
Schedule of Bathtub and Shower Provisions of Residential Properties

第1座 (1B) Tower 1 (1B)																
位置 Location	樓層 Floor	5樓 5/F						6樓至8樓、10樓至12樓、15樓至23樓及25樓至31樓 6/F-8/F, 10/F-12/F, 15/F-23/F & 25/F-31/F						32樓 32/F		
	單位 Unit	A	B	C	D	E	F	A	B	C	D	E	F	A	B	C
主人浴室 Master Bathroom	浴缸 Bath tub (1500 (長) (L) x 700 (闊) (W) x 390 (高) (H))	-	-	Y	-	-	-	-	-	Y	-	-	-	-	-	-
	浴缸 Bath tub (1600 (長) (L) x 700 (闊) (W) x 390 (高) (H))	Y	Y	-	-	-	-	Y	Y	-	-	-	-	-	-	-
	浴缸 Bath tub (1700 (長) (L) x 750 (闊) (W) x 390 (高) (H))	-	-	-	-	-	-	-	-	-	-	-	-	Y	Y	Y
	淋浴間 Shower Compartment	Y	-	-	-	-	-	Y	-	-	-	-	-	Y	-	-
浴室 Bathroom	浴缸 Bath tub (1500 (長) (L) x 700 (闊) (W) x 390 (高) (H))	-	-	Y	Y	Y	Y	-	-	Y	Y	Y	Y	-	Y	-
	浴缸 Bath tub (1600 (長) (L) x 700 (闊) (W) x 390 (高) (H))	-	Y	-	-	-	-	-	Y	-	-	-	-	-	-	Y
浴室 1 Bathroom 1	淋浴間 Shower Compartment	Y	-	-	-	-	-	Y	-	-	-	-	-	Y	-	-
浴室 2 Bathroom 2	浴缸 Bath tub (1600 (長) (L) x 700 (闊) (W) x 390 (高) (H))	Y	-	-	-	-	-	Y	-	-	-	-	-	-	-	-
	淋浴間 Shower Compartment	-	-	-	-	-	-	-	-	-	-	-	-	Y	-	-
浴室 3 Bathroom 3	浴缸 Bath tub (1600 (長) (L) x 700 (闊) (W) x 390 (高) (H))	-	-	-	-	-	-	-	-	-	-	-	-	Y	-	-

備註:
1. 上表之尺寸為以毫米標示之浴缸尺寸。
2. "Y" 表示此設備於該住宅物業內提供及 / 或安裝。
3. 上表 "-" 代表不適用。
4. 第1座（1A及1B）不設13樓、14樓及24樓，9樓為庇護層。
5. 第2座（2A及2B）不設13樓、14樓、24樓及34樓，9樓為庇護層。

Notes:
1. The dimensions in the above table are all bath tub dimensions in millimetre.
2. "Y" means such appliance(s) is / are provided and / or installed in the residential property.
3. The symbol "-" as shown in the above table denotes "Not applicable".
4. 13/F, 14/F and 24/F are omitted in Tower 1 (1A and 1B) and 9/F is refuge floor.
5. 13/F, 14/F, 24/F and 34/F are omitted in Tower 2 (2A and 2B) and 9/F is refuge floor.

住宅物業浴缸及淋浴設備說明表
Schedule of Bathtub and Shower Provisions of Residential Properties

第2座 (2A) Tower 2 (2A)																
位置 Location	樓層 Floor	5樓 5/F						6樓至8樓、10樓至12樓、15樓至23樓、25樓至33樓及35樓至37樓 6/F-8/F, 10/F-12/F, 15/F-23/F, 25/F-33/F & 35/F-37/F						38樓 38/F		
	單位 Unit	A	B	C	D	E	F	A	B	C	D	E	F	A	B	C
主人浴室 Master Bathroom	浴缸 Bath tub (1600 (長) (L) x 700 (闊) (W) x 390 (高) (H))	Y	Y	Y	Y	-	-	Y	Y	Y	Y	-	-	-	-	-
	浴缸 Bath tub (1700 (長) (L) x 750 (闊) (W) x 390 (高) (H))	-	-	-	-	-	-	-	-	-	-	-	-	Y	Y	Y
	淋浴間 Shower Compartment	-	-	-	-	-	-	-	-	-	-	-	-	-	Y	-
浴室 Bathroom	浴缸 Bath tub (1500 (長) (L) x 700 (闊) (W) x 390 (高) (H))	-	-	-	-	Y	Y	-	-	-	-	Y	Y	-	-	Y
	浴缸 Bath tub (1600 (長) (L) x 700 (闊) (W) x 390 (高) (H))	Y	Y	Y	Y	-	-	Y	Y	Y	Y	-	-	-	-	-
浴室 1 Bathroom 1	淋浴間 Shower Compartment	-	-	-	-	-	-	-	-	-	-	-	-	Y	Y	-
浴室 2 Bathroom 2	浴缸 Bath tub (1500 (長) (L) x 700 (闊) (W) x 390 (高) (H))	-	-	-	-	-	-	-	-	-	-	-	-	Y	-	-
	浴缸 Bath tub (1600 (長) (L) x 700 (闊) (W) x 390 (高) (H))	-	-	-	-	-	-	-	-	-	-	-	-	-	Y	-

備註:
1. 上表之尺寸為以毫米標示之浴缸尺寸。
2. "Y" 表示此設備於該住宅物業內提供及 / 或安裝。
3. 上表 "-" 代表不適用。
4. 第1座（1A及1B）不設13樓、14樓及24樓，9樓為庇護層。
5. 第2座（2A及2B）不設13樓、14樓、24樓及34樓，9樓為庇護層。

Notes:
1. The dimensions in the above table are all bath tub dimensions in millimetre.
2. "Y" means such appliance(s) is / are provided and / or installed in the residential property.
3. The symbol "-" as shown in the above table denotes "Not applicable".
4. 13/F, 14/F and 24/F are omitted in Tower 1 (1A and 1B) and 9/F is refuge floor.
5. 13/F, 14/F, 24/F and 34/F are omitted in Tower 2 (2A and 2B) and 9/F is refuge floor.

住宅物業浴缸及淋浴設備說明表
Schedule of Bathtub and Shower Provisions of Residential Properties

第2座 (2B) Tower 2 (2B)																											
位置 Location	樓層 Floor	5樓 5/F				6樓 至 8樓 6/F to 8/F							10樓至12樓、15樓至23樓、25樓33樓及35樓至36樓 10/F-12/F, 15/F-23/F, 25/F-33/F & 35/F-36/F						37樓 37/F					37樓及38樓(複式) 37/F & 38/F (Duplex)	38樓 38/F	
	單位 Unit	A	B	C	G	A	B	C	D	E	F	G	A	B	C	E	F	G	B	C	E	F	G	A	B	C
主人浴室 Master Bathroom	浴缸 Bath tub (1500 (長) (L) x 700 (闊) (W) x 390 (高) (H))	Y	-	Y	-	Y	-	-	-	-	-	-	Y	-	-	-	-	-	-	-	-	-	-	-	-	-
	浴缸 Bath tub (1600 (長) (L) x 700 (闊) (W) x 390 (高) (H))	-	-	-	-	-	-	-	-	-	-	-	-	-	Y	-	-	-	-	Y	-	-	-	Y	-	Y
	浴缸 Bath tub (1700 (長) (L) x 750 (闊) (W) x 390 (高) (H))	-	-	-	-	-	-	-	-	-	-	-	-	-	-	-	-	-	-	-	-	-	-	-	Y	-
	淋浴間 Shower Compartment	-	-	-	-	-	-	-	-	-	-	-	-	-	-	-	-	-	-	-	-	-	-	-	Y	-
浴室 Bathroom	浴缸 Bath tub (1500 (長) (L) x 700 (闊) (W) x 390 (高) (H))	Y	Y	-	Y	Y	Y	Y	-	Y	Y	Y	Y	Y	-	Y	Y	Y	Y	-	Y	Y	Y	-	-	Y
	浴缸 Bath tub (1600 (長) (L) x 700 (闊) (W) x 390 (高) (H))	-	-	-	-	-	-	-	-	-	-	-	-	-	Y	-	-	-	-	Y	-	-	-	Y	-	-
	淋浴間 Shower Compartment	-	-	-	-	-	-	-	Y	-	-	-	-	-	-	-	-	-	-	-	-	-	-	-	-	-
浴室 1 Bathroom 1	浴缸 Bath tub (1600 (長) (L) x 700 (闊) (W) x 390 (高) (H))	-	-	-	-	-	-	-	-	-	-	-	-	-	-	-	-	-	-	-	-	-	-	-	Y	-
浴室 2 Bathroom 2	浴缸 Bath tub (1600 (長) (L) x 700 (闊) (W) x 390 (高) (H))	-	-	-	-	-	-	-	-	-	-	-	-	-	-	-	-	-	-	-	-	-	-	-	Y	-

備註:
1. 上表之尺寸為以毫米標示之浴缸尺寸。
2. "Y" 表示此設備於該住宅物業內提供及 / 或安裝。
3. 上表 "-" 代表不適用。
4. 第1座（1A及1B）不設13樓、14樓及24樓，9樓為庇護層。
5. 第2座（2A及2B）不設13樓、14樓、24樓及34樓，9樓為庇護層。

Notes:
1. The dimensions in the above table are all bath tub dimensions in millimetre.
2. "Y" means such appliance(s) is / are provided and / or installed in the residential property.
3. The symbol "-" as shown in the above table denotes "Not applicable".
4. 13/F, 14/F and 24/F are omitted in Tower 1 (1A and 1B) and 9/F is refuge floor.
5. 13/F, 14/F, 24/F and 34/F are omitted in Tower 2 (2A and 2B) and 9/F is refuge floor.

設備說明表
Appliances Schedule

設備 Appliance	品牌 Brand	型號 Model No.	第1座 (1A) Tower 1 (1A)											
			5樓 5/F					6樓至8樓、10樓至12樓、15樓至23樓及25樓至31樓 6/F-8/F, 10/F-12/F, 15/F-23/F & 25/F-31/F					32樓 32/F	
			A	B	C	D	E	A	B	C	D	E	A	B
雙頭氣體煮食爐 Gas hob - 2 burners	Gaggenau	VG232320HK	Y	Y	-	-	-	Y	Y	-	-	-	Y	Y
單頭氣體煮食爐 Gas hob - 1 burner	Gaggenau	VG231320HK	Y	Y	-	Y	-	Y	Y	-	Y	-	Y	Y
電磁爐 Induction hob	Gaggenau	VI232120	Y	Y	-	Y	-	Y	Y	-	Y	-	Y	Y
電磁爐 Induction hob	Gaggenau	CI262115	-	-	Y	-	Y	-	-	Y		Y	-	-
抽油煙機 Cooker hood	Gaggenau	AF210162	-	-	Y	Y	Y	-	-	Y	Y	Y	-	-
抽油煙機 Cooker hood	Gaggenau	AW240191	-	Y	-	-	-	-	Y	-	-	-	-	Y
抽油煙機 Cooker hood	Gaggenau	AW442120	Y	-	-	-	-	Y	-	-	-	-	Y	-
蒸焗爐 Combi-steam oven	Gaggenau	BSP250111 / BSP251111	-	Y	Y	Y	Y	-	Y	Y	Y	Y	-	-
蒸爐 Steamer	Gaggenau	BSP220111 / BSP221111	Y	-	-	-	-	Y	-	-	-	-	Y	Y
焗爐 Oven	Gaggenau	BOP210112 / BOP211112	Y	-	-	-	-	Y	-	-	-	-	-	Y
焗爐 Oven	Gaggenau	EB333111	-	-	-	-	-	-	-	-	-	-	Y	-
洗碗碟機 Dishwasher	Gaggenau	DF480100	Y	-	-	-	-	Y	-	-	-	-	Y	-
咖啡機 Coffee machine	Gaggenau	CMP250112	Y	-	-	-	-	Y	-	-	-	-	Y	Y
雪櫃 Fridge freezer	Gaggenau	RB280304	-	-	Y	Y	Y	-	-	Y	Y	Y	-	-
雪櫃 Fridge freezer	Gaggenau	RB472303	-	Y	-	-	-	-	Y	-	-	-	-	-
雪櫃 Fridge freezer	Gaggenau	RY492303	Y	-	-	-	-	Y	-	-	-	-	-	-
雪櫃 Fridge freezer	Sub-zero	ICBIT-30CIID	-	-	-	-	-	-	-	-	-	-	-	Y
雪櫃 Fridge freezer	Sub-zero	ICBBI-36UFDID	-	-	-	-	-	-	-	-	-	-	Y	-
洗衣乾衣機 Washer dryer	Gaggenau	WD200140	-	Y	Y	Y	Y	-	Y	Y	Y	Y	-	Y
洗衣機 Washer	Gaggenau	WM260164	Y	-	-	-	-	Y	-	-	-	-	Y	-

賣方承諾如期數中沒有安裝指明的品牌名稱或產品型號的升降機或設備，便會安裝品質相若的升降機或設備。

備註：
1. "Y" 表示此設備於該住宅物業內提供及 / 或安裝。
2. 上表 "-" 代表不適用。
3. 第1座（1A及1B）不設13樓、14樓及24樓，9樓為庇護層。
4. 第2座（2A及2B）不設13樓、14樓、24樓及34樓，9樓為庇護層。

The Vendor undertakes that if lifts or appliances of the specified brand name or model number are not installed in the Phase, lifts or appliances of comparable quality will be installed.

Notes:
1. "Y" means such appliance(s) is / are provided and / or installed in the residential property.
2. The symbol "-" as shown in the above table denotes "Not applicable".
3. 13/F, 14/F and 24/F are omitted in Tower 1 (1A and 1B) and 9/F is refuge floor.
4. 13/F, 14/F, 24/F and 34/F are omitted in Tower 2 (2A and 2B) and 9/F is refuge floor.

設備說明表
Appliances Schedule

設備 Appliance	品牌 Brand	型號 Model No.	第1座 (1A) Tower 1 (1A)											
			5樓 5/F					6樓至8樓、10樓至12樓、15樓至23樓及25樓至31樓 6/F-8/F, 10/F-12/F, 15/F-23/F & 25/F-31/F					32樓 32/F	
			A	B	C	D	E	A	B	C	D	E	A	B
乾衣機 Dryer	Gaggenau	WT260110	Y	-	-	-	-	Y	-	-	-	-	Y	-
酒櫃 Wine cellar		RW404261	Y	-	-	-	-	Y	-	-	-	-	Y	-
酒櫃 Wine cellar	名望 Vinvautz	VZ19SSUG	-	Y	-	-	-	-	Y	-	-	-	-	Y
視像對講機 Video door phone	Urmet	NEXO 1708/1	Y	Y	Y	Y	Y	Y	Y	Y	Y	Y	Y	Y
分體式變頻冷暖空調機（室內機） Split type inverter heat pump air-conditioner (Indoor unit)	樂聲牌 Panasonic	CS-Z42TKEW	-	Y	Y	-	-	-	Y	Y	-	Y	-	-
		CS-Z25TKEW	-	Y	Y	-	-	-	Y	Y	-	Y	-	-
		CS-YE18UKA1	-	-	Y	-	-	-	-	Y	-	Y	-	-
分體式變頻冷暖空調機（室外機） Split type lnverter heat pump air-conditioner (Outdoor unit)		CU-4E23PBE	-	Y	Y	-	-	-	Y	Y	-	Y	-	-
		CU-YE18UKA1	-	-	Y	-	-	-	-	Y	-	Y	-	-
可變冷媒流量空調機（室內機） Variable refrigerant volume air-conditioner (Indoor unit)		S-73MK2E5A	-	-	-	-	-	-	-	-	-	-	Y	Y
		S-56MK2E5A	Y	-	-	-	Y	Y	-	-	-	-	-	Y
		S-45MK2E5A	-	-	-	Y	Y	-	-	-	Y	-	Y	-
		S-28MK2E5A	Y	-	-	Y	Y	Y	-	-	Y	-	-	Y
		S-22MK2E5A	Y	-	-	-	-	Y	-	-	-	-	Y	Y
可變冷媒流量風管式空調機（室內機） Variable refrigerant volume duct type air-conditioner (Indoor unit)		S-56MF2E5A	-	-	-	-	-	-	-	-	-	-	Y	-
		S-45MF2E5A	-	-	-	-	-	-	-	-	-	-	-	Y
		S-28MF2E5A	Y	-	-	-	-	Y	-	-	-	-	-	-

賣方承諾如期數中沒有安裝指明的品牌名稱或產品型號的升降機或設備，便會安裝品質相若的升降機或設備。

備註：
1. "Y" 表示此設備於該住宅物業內提供及 / 或安裝。
2. 上表 "-" 代表不適用。
3. 第1座（1A及1B）不設13樓、14樓及24樓，9樓為庇護層。
4. 第2座（2A及2B）不設13樓、14樓、24樓及34樓，9樓為庇護層。

The Vendor undertakes that if lifts or appliances of the specified brand name or model number are not installed in the Phase, lifts or appliances of comparable quality will be installed.

Notes:
1. "Y" means such appliance(s) is / are provided and / or installed in the residential property.
2. The symbol "-" as shown in the above table denotes "Not applicable".
3. 13/F, 14/F and 24/F are omitted in Tower 1 (1A and 1B) and 9/F is refuge floor.
4. 13/F, 14/F, 24/F and 34/F are omitted in Tower 2 (2A and 2B) and 9/F is refuge floor.

設備說明表
Appliances Schedule

設備 Appliance	品牌 Brand	型號 Model No.	第1座 (1A) Tower 1 (1A)											
			5樓 5/F					6樓至8樓、10樓至12樓、15樓至23樓及25樓至31樓 6/F-8/F, 10/F-12/F, 15/F-23/F & 25/F-31/F					32樓 32/F	
			A	B	C	D	E	A	B	C	D	E	A	B
可變冷媒流量空調機（室外機） Variable refrigerant volume air-conditioner (Outdoor unit)	樂聲牌 Panasonic	U-8LE1H7	-	-	-	Y	-	-	-	-	Y	-	Y	Y
		U-5LE2H7	-	-	-	-	Y	-	-	-	-	-	Y	Y
		U-4LE2H7	Y	-	-	-	-	Y	-	-	-	-	-	-
		U-4LE2H4	Y	-	-	-	-	Y	-	-	-	-	-	-
抽氣扇 Exhaust fan	奧斯博格 Ostberg	LPK 125 B1-c	Y	Y	-	Y	-	Y	Y	-	Y	-	Y	Y
		DFE133-20 ErP	-	-	-	-	-	-	-	-	-	-	Y	-
	樂聲牌 Panasonic	FV-04NU1H	-	-	-	-	Y	-	-	-	-	Y	-	Y
換氣暖風機 Thermo ventilator	樂聲牌 Panasonic	FV-40BE3H2	Y	Y	Y	Y	Y	Y	Y	Y	Y	Y	Y	Y
電熱水爐 Electric water heater	斯寶亞創 Stiebel Eltron	DHB-E 27 LCD	Y	Y	Y	Y	Y	Y	Y	Y	Y	Y	Y	Y
煤氣熱水爐 Gas water heater	TGC	TNJW221	-	-	-	-	-	-	-	-	-	-	Y	-
		161TFQL	Y	Y	-	Y	-	Y	Y	-	Y	-	-	Y

賣方承諾如期數中沒有安裝指明的品牌名稱或產品型號的升降機或設備，便會安裝品質相若的升降機或設備。

備註：
1. "Y" 表示此設備於該住宅物業內提供及 / 或安裝。
2. 上表 "-" 代表不適用。
3. 第1座（1A及1B）不設13樓、14樓及24樓，9樓為庇護層。
4. 第2座（2A及2B）不設13樓、14樓、24樓及34樓，9樓為庇護層。

The Vendor undertakes that if lifts or appliances of the specified brand name or model number are not installed in the Phase, lifts or appliances of comparable quality will be installed.

Notes:
1. "Y" means such appliance(s) is / are provided and / or installed in the residential property.
2. The symbol "-" as shown in the above table denotes "Not applicable".
3. 13/F, 14/F and 24/F are omitted in Tower 1 (1A and 1B) and 9/F is refuge floor.
4. 13/F, 14/F, 24/F and 34/F are omitted in Tower 2 (2A and 2B) and 9/F is refuge floor.

設備說明表
Appliances Schedule

設備 Appliance	品牌 Brand	型號 Model No.	第1座 (1B) Tower 1 (1B)														
			5樓 5/F						6樓至8樓、10樓至12樓、15樓至23樓及25樓至31樓 6/F-8/F, 10/F-12/F, 15/F-23/F & 25/F-31/F						32樓 32/F		
			A	B	C	D	E	F	A	B	C	D	E	F	A	B	C
雙頭氣體煮食爐 Gas hob - 2 burners	Gaggenau	VG232320HK	Y	Y	-	-	-	-	Y	Y	-	-	-	-	Y	Y	Y
單頭氣體煮食爐 Gas hob - 1 burner	Gaggenau	VG231320HK	Y	Y	Y	-	-	-	Y	Y	Y	-	-	-	Y	Y	Y
電磁爐 Induction hob	Gaggenau	VI232120	Y	Y	Y	-	-	-	Y	Y	Y	-	-	-	Y	Y	Y
電磁爐 Induction hob	Gaggenau	CI262115	-	-	-	Y	Y	Y	-	-	-	Y	Y	Y	-	-	-
抽油煙機 Cooker hood	Gaggenau	AF210162	-	-	Y	Y	Y	Y	-	-	Y	Y	Y	Y	-	-	-
抽油煙機 Cooker hood	Gaggenau	AW240191	-	Y	-	-	-	-	-	Y	-	-	-	-	-	Y	Y
抽油煙機 Cooker hood	Gaggenau	AW442120	Y	-	-	-	-	-	Y	-	-	-	-	-	Y	-	-
蒸焗爐 Combi-steam oven	Gaggenau	BSP250111 / BSP251111	-	Y	Y	Y	Y	Y	-	Y	Y	Y	Y	Y	-	-	Y
蒸爐 Steamer	Gaggenau	BSP220111 / BSP221111	Y	-	-	-	-	-	Y	-	-	-	-	-	Y	Y	-
焗爐 Oven	Gaggenau	BOP210112 / BOP211112	Y	-	-	-	-	-	Y	-	-	-	-	-	-	Y	-
焗爐 Oven	Gaggenau	EB333111	-	-	-	-	-	-	-	-	-	-	-	-	Y	-	-
洗碗碟機 Dishwasher	Gaggenau	DF480100	Y	-	-	-	-	-	Y	-	-	-	-	-	Y	-	-
咖啡機 Coffee machine	Gaggenau	CMP250112	Y	-	-	-	-	-	Y	-	-	-	-	-	Y	Y	-
雪櫃 Fridge freezer	Gaggenau	RB280304	-	-	Y	Y	Y	Y	-	-	Y	Y	Y	Y	-	-	-
雪櫃 Fridge freezer	Gaggenau	RB472303	-	Y	-	-	-	-	-	Y	-	-	-	-	-	-	-
雪櫃 Fridge freezer	Gaggenau	RY492303	Y	-	-	-	-	-	Y	-	-	-	-	-	-	-	-
雪櫃 Fridge freezer	Sub-zero	ICBIT-30CIID	-	-	-	-	-	-	-	-	-	-	-	-	-	Y	Y
雪櫃 Fridge freezer	Sub-zero	ICBBI-36UFDID	-	-	-	-	-	-	-	-	-	-	-	-	Y	-	-
洗衣乾衣機 Washer dryer	Gaggenau	WD200140	-	Y	Y	Y	Y	Y	-	Y	Y	Y	Y	Y	-	Y	-
洗衣乾衣機 Washer dryer	Gaggenau	WD220140	-	-	-	-	-	-	-	-	-	-	-	-	-	-	Y
洗衣機 Washer	Gaggenau	WM260164	Y	-	-	-	-	-	Y	-	-	-	-	-	Y	-	-

賣方承諾如期數中沒有安裝指明的品牌名稱或產品型號的升降機或設備，便會安裝品質相若的升降機或設備。

備註：
1. "Y" 表示此設備於該住宅物業內提供及 / 或安裝。
2. 上表 "-" 代表不適用。
3. 第1座（1A及1B）不設13樓、14樓及24樓，9樓為庇護層。
4. 第2座（2A及2B）不設13樓、14樓、24樓及34樓，9樓為庇護層。

The Vendor undertakes that if lifts or appliances of the specified brand name or model number are not installed in the Phase, lifts or appliances of comparable quality will be installed.

Notes:
1. "Y" means such appliance(s) is / are provided and / or installed in the residential property.
2. The symbol "-" as shown in the above table denotes "Not applicable".
3. 13/F, 14/F and 24/F are omitted in Tower 1 (1A and 1B) and 9/F is refuge floor.
4. 13/F, 14/F, 24/F and 34/F are omitted in Tower 2 (2A and 2B) and 9/F is refuge floor.

設備說明表
Appliances Schedule

設備 Appliance	品牌 Brand	型號 Model No.	第1座 (1B) Tower 1 (1B)														
			5樓 5/F						6樓至8樓、10樓至12樓、15樓至23樓及25樓至31樓 6/F-8/F, 10/F-12/F, 15/F-23/F & 25/F-31/F						32樓 32/F		
			A	B	C	D	E	F	A	B	C	D	E	F	A	B	C
乾衣機 Dryer	Gaggenau	WT260110	Y	-	-	-	-	-	Y	-	-	-	-	-	Y	-	-
酒櫃 Wine cellar		RW404261	Y	-	-	-	-	-	Y	-	-	-	-	-	Y	-	-
酒櫃 Wine cellar	名望 Vinvautz	VZ19SSUG	-	Y	-	-	-	-	-	Y	-	-	-	-	-	Y	-
視像對講機 Video door phone	Urmet	NEXO 1708/1	Y	Y	Y	Y	Y	Y	Y	Y	Y	Y	Y	Y	Y	Y	Y
分體式變頻冷暖空調機（室內機） Split type inverter heat pump air-conditioner (Indoor unit)	樂聲牌 Panasonic	CS-Z50TKEW	Y	-	-	-	-	-	Y	-	-	-	-	-	-	-	-
		CS-Z42TKEW	-	Y	-	Y	Y	-	-	Y	Y	Y	Y	Y	-	-	-
		CS-Z25TKEW	Y	Y	-	Y	Y	-	Y	Y	Y	Y	Y	Y	-	-	-
		CS-YE18UKA1	-	-	-	Y	Y	-	-	-	Y	Y	Y	Y	-	-	-
分體式風管式變頻冷暖空調機（室內機） Split type duct type inverter heat pump air-conditioner (Indoor unit)		CS-Z35UD3EAW	Y	-	-	-	-	-	Y	-	-	-	-	-	-	-	-
分體式變頻冷暖空調機（室外機） Split type inverter heat pump air-conditioner (Outdoor unit)		CU-5E34PBE	Y	-	-	-	-	-	Y	-	-	-	-	-	-	-	-
		CU-4E23PBE	-	Y	-	Y	Y	-	-	Y	Y	Y	Y	Y	-	-	-
		CU-2E18SBE	Y	-	-	-	-	-	Y	-	-	-	-	-	-	-	-
		CU-YE18UKA1	-	-	-	Y	Y	-	-	-	Y	Y	Y	Y	-	-	-
可變冷媒流量空調機（室內機） Variable refrigerant volume air-conditioner (Indoor unit)		S-56MK2E5A	-	-	Y	-	-	Y	-	-	-	-	-	-	Y	Y	Y
		S-45MK2E5A	-	-	Y	-	-	Y	-	-	-	-	-	-	Y	Y	-
		S-28MK2E5A	-	-	Y	-	-	Y	-	-	-	-	-	-	-	-	Y
		S-22MK2E5A	-	-	-	-	-	-	-	-	-	-	-	-	Y	Y	Y

賣方承諾如期數中沒有安裝指明的品牌名稱或產品型號的升降機或設備，便會安裝品質相若的升降機或設備。

備註：
1. "Y" 表示此設備於該住宅物業內提供及 / 或安裝。
2. 上表 "-" 代表不適用。
3. 第1座（1A及1B）不設13樓、14樓及24樓，9樓為庇護層。
4. 第2座（2A及2B）不設13樓、14樓、24樓及34樓，9樓為庇護層。

The Vendor undertakes that if lifts or appliances of the specified brand name or model number are not installed in the Phase, lifts or appliances of comparable quality will be installed.

Notes:
1. "Y" means such appliance(s) is / are provided and / or installed in the residential property.
2. The symbol "-" as shown in the above table denotes "Not applicable".
3. 13/F, 14/F and 24/F are omitted in Tower 1 (1A and 1B) and 9/F is refuge floor.
4. 13/F, 14/F, 24/F and 34/F are omitted in Tower 2 (2A and 2B) and 9/F is refuge floor.

設備說明表
Appliances Schedule

設備 Appliance	品牌 Brand	型號 Model No.	第1座 (1B) Tower 1 (1B)														
			5樓 5/F						6樓至8樓、10樓至12樓、15樓至23樓及25樓至31樓 6/F-8/F, 10/F-12/F, 15/F-23/F & 25/F-31/F						32樓 32/F		
			A	B	C	D	E	F	A	B	C	D	E	F	A	B	C
可變冷媒流量風管式空調機（室內機） Variable refrigerant volume duct type air-conditioner (Indoor unit)	樂聲牌 Panasonic	S-45MF2E5A	-	-	-	-	-	-	-	-	-	-	-	-	Y	Y	-
		S-28MF2E5A	-	-	-	-	-	-	-	-	-	-	-	-	-	-	Y
可變冷媒流量空調機（室外機） Variable refrigerant volume air-conditioner (Outdoor unit)		U-8LE1H7	-	-	-	-	-	-	-	-	-	-	-	-	-	Y	-
		U-4LE2H7	-	-	-	-	-	-	-	-	-	-	-	-	-	Y	-
		U-6LE2H7	-	-	-	-	-	-	-	-	-	-	-	-	Y	-	Y
		U-5LE2H7	-	-	Y	-	-	Y	-	-	-	-	-	-	-	-	Y
抽氣扇 Exhaust fan	奧斯博格 Ostberg	LPK 125 B1-c	Y	Y	Y	-	-	-	Y	Y	Y	-	-	-	Y	Y	Y
		DFE133-20 ErP	-	-	-	-	-	-	-	-	-	-	-	-	Y	-	-
	樂聲牌 Panasonic	FV-04NU1H	-	-	Y	-	-	-	-	-	Y	-	-	-	-	-	-
換氣暖風機 Thermo ventilator	樂聲牌 Panasonic	FV-40BE3H2	Y	Y	Y	Y	Y	Y	Y	Y	Y	Y	Y	Y	Y	Y	Y
電熱水爐 Electric water heater	斯寶亞創 Stiebel Eltron	DHB-E 27 LCD	Y	Y	-	Y	Y	Y	Y	Y	-	Y	Y	Y	Y	Y	Y
煤氣熱水爐 Gas water heater	TGC	TNJW221	Y	-	Y	-	-	-	Y	-	Y	-	-	-	Y	-	-
		161TFQL	-	Y	-	-	-	-	-	Y	-	-	-	-	-	Y	Y

賣方承諾如期數中沒有安裝指明的品牌名稱或產品型號的升降機或設備，便會安裝品質相若的升降機或設備。

備註：
1. "Y" 表示此設備於該住宅物業內提供及 / 或安裝。
2. 上表 "-" 代表不適用。
3. 第1座（1A及1B）不設13樓、14樓及24樓，9樓為庇護層。
4. 第2座（2A及2B）不設13樓、14樓、24樓及34樓，9樓為庇護層。

The Vendor undertakes that if lifts or appliances of the specified brand name or model number are not installed in the Phase, lifts or appliances of comparable quality will be installed.

Notes:
1. "Y" means such appliance(s) is / are provided and / or installed in the residential property.
2. The symbol "-" as shown in the above table denotes "Not applicable".
3. 13/F, 14/F and 24/F are omitted in Tower 1 (1A and 1B) and 9/F is refuge floor.
4. 13/F, 14/F, 24/F and 34/F are omitted in Tower 2 (2A and 2B) and 9/F is refuge floor.

設備說明表
Appliances Schedule

設備 Appliance	品牌 Brand	型號 Model No.	第2座 (2A) Tower 2 (2A)														
			5樓 5/F						6樓至8樓、10樓至12樓、15樓至23樓、25樓至33樓及35樓至37樓 6/F-8/F, 10/F-12/F, 15/F-23/F, 25/F-33/F & 35/F-37/F						38樓 38/F		
			A	B	C	D	E	F	A	B	C	D	E	F	A	B	C
雙頭氣體煮食爐 Gas hob - 2 burners	Gaggenau	VG232320HK	Y	Y	Y	Y	-	-	Y	Y	Y	Y	-	-	Y	Y	Y
單頭氣體煮食爐 Gas hob - 1 burner		VG231320HK	Y	Y	Y	Y	-	Y	Y	Y	Y	Y	-	Y	Y	Y	Y
電磁爐 Induction hob		VI232120	Y	Y	Y	Y	Y	Y	Y	Y	Y	Y	Y	Y	Y	Y	Y
抽油煙機 Cooker hood		AF210162	-	-	-	-	Y	Y	-	-	-	-	Y	Y	-	-	-
		AF210192	-	Y	Y	-	-	-	-	Y	Y	-	-	-	-	-	-
		AW240191	Y	-	-	Y	-	-	Y	-	-	Y	-	-	-	-	Y
		AW442120	-	-	-	-	-	-	-	-	-	-	-	-	Y	Y	-
蒸焗爐 Combi-steam oven		BSP250111 / BSP251111	Y	Y	Y	Y	Y	Y	Y	Y	Y	Y	Y	Y	-	-	-
蒸爐 Steamer		BSP220111 / BSP221111	-	-	-	-	-	-	-	-	-	-	-	-	Y	Y	Y
焗爐 Oven		BOP210112 / BOP211112	-	-	-	-	-	-	-	-	-	-	-	-	Y	-	Y
		EB333111	-	-	-	-	-	-	-	-	-	-	-	-	-	Y	-
洗碗碟機 Dishwasher		DF480100	-	-	-	-	-	-	-	-	-	-	-	-	Y	Y	-
咖啡機 Coffee machine		CMP250112	-	-	-	-	-	-	-	-	-	-	-	-	Y	Y	Y
雪櫃 Fridge freezer		RB280304	-	Y	Y	-	Y	Y	-	Y	Y	-	Y	Y	-	-	-
		RB472303	Y	-	-	Y	-	-	Y	-	-	Y	-	-	-	-	-
		RY492303	-	-	-	-	-	-	-	-	-	-	-	-	-	-	-
	Sub-zero	ICBIT-30CIID	-	-	-	-	-	-	-	-	-	-	-	-	-	-	Y
		ICBBI-36UFDID	-	-	-	-	-	-	-	-	-	-	-	-	Y	Y	-
洗衣乾衣機 Washer dryer	Gaggenau	WD200140	Y	Y	Y	Y	Y	Y	Y	Y	Y	Y	Y	Y	Y	-	Y
洗衣機 Washer		WM260164	-	-	-	-	-	-	-	-	-	-	-	-	-	Y	-

賣方承諾如期數中沒有安裝指明的品牌名稱或產品型號的升降機或設備，便會安裝品質相若的升降機或設備。

備註：
1. "Y" 表示此設備於該住宅物業內提供及 / 或安裝。
2. 上表 "-" 代表不適用。
3. 第1座（1A及1B）不設13樓、14樓及24樓，9樓為庇護層。
4. 第2座（2A及2B）不設13樓、14樓、24樓及34樓，9樓為庇護層。

The Vendor undertakes that if lifts or appliances of the specified brand name or model number are not installed in the Phase, lifts or appliances of comparable quality will be installed.

Notes:
1. "Y" means such appliance(s) is / are provided and / or installed in the residential property.
2. The symbol "-" as shown in the above table denotes "Not applicable".
3. 13/F, 14/F and 24/F are omitted in Tower 1 (1A and 1B) and 9/F is refuge floor.
4. 13/F, 14/F, 24/F and 34/F are omitted in Tower 2 (2A and 2B) and 9/F is refuge floor.

設備說明表
Appliances Schedule

設備 Appliance	品牌 Brand	型號 Model No.	第2座 (2A) Tower 2 (2A)														
			5樓 5/F						6樓至8樓、10樓至12樓、15樓至23樓、25樓至33樓及35樓至37樓 6/F-8/F, 10/F-12/F, 15/F-23/F, 25/F-33/F & 35/F-37/F						38樓 38/F		
			A	B	C	D	E	F	A	B	C	D	E	F	A	B	C
乾衣機 Dryer	Gaggenau	WT260110	-	-	-	-	-	-	-	-	-	-	-	-	-	Y	-
酒櫃 Wine cellar		RW404261	-	-	-	-	-	-	-	-	-	-	-	-	-	Y	-
酒櫃 Wine cellar	名望 Vinvautz	VZ19SSUG	Y	-	-	Y	-	-	Y	-	-	Y	-	-	Y	-	Y
視像對講機 Video door phone	Urmet	NEXO 1708/1	Y	Y	Y	Y	Y	Y	Y	Y	Y	Y	Y	Y	Y	Y	Y
分體式變頻冷暖空調機（室內機） Split type inverter heat pump air-conditioner (Indoor unit)	樂聲牌 Panasonic	CS-Z50TKEW	-	-	-	-	Y	-	-	-	-	-	Y	-	-	-	-
		CS-Z42TKEW	-	Y	-	Y	-	Y	-	Y	Y	Y	-	Y	-	-	-
		CS-Z25TKEW	-	Y	-	Y	Y	Y	-	Y	Y	Y	Y	Y	-	-	-
		CS-YE24UKA1	-	-	-	-	-	Y	-	-	-	-	-	Y	-	-	-
分體式變頻冷暖空調機（室外機） Split type inverter heat pump air-conditioner (Outdoor unit)		CU-5E34PBE	-	-	-	-	Y	-	-	-	-	-	Y	-	-	-	-
		CU-4E23PBE	-	Y	-	Y	-	Y	-	Y	Y	Y	-	Y	-	-	-
		CU-YE24UKA1	-	-	-	-	-	Y	-	-	-	-	-	Y	-	-	-
可變冷媒流量空調機（室內機） Variable refrigerant volume air-conditioner (Indoor unit)		S-73MK2E5A	-	-	-	-	-	-	-	-	-	-	-	-	-	Y	-
		S-56MK2E5A	-	-	-	-	-	-	-	-	-	-	-	-	Y	-	Y
		S-45MK2E5A	Y	-	Y	-	-	-	Y	-	-	-	-	-	Y	Y	Y
		S-28MK2E5A	Y	-	Y	-	-	-	Y	-	-	-	-	-	Y	-	Y
		S-22MK2E5A	Y	-	-	-	-	-	Y	-	-	-	-	-	Y	Y	Y
可變冷媒流量風管式空調機（室內機） Variable refrigerant volume duct type air-conditioner (Indoor unit)		S-28MF2E5A	-	-	-	-	-	-	-	-	-	-	-	-	Y	Y	Y

賣方承諾如期數中沒有安裝指明的品牌名稱或產品型號的升降機或設備，便會安裝品質相若的升降機或設備。

備註：
1. "Y" 表示此設備於該住宅物業內提供及 / 或安裝。
2. 上表 "-" 代表不適用。
3. 第1座（1A及1B）不設13樓、14樓及24樓，9樓為庇護層。
4. 第2座（2A及2B）不設13樓、14樓、24樓及34樓，9樓為庇護層。

The Vendor undertakes that if lifts or appliances of the specified brand name or model number are not installed in the Phase, lifts or appliances of comparable quality will be installed.

Notes:
1. "Y" means such appliance(s) is / are provided and / or installed in the residential property.
2. The symbol "-" as shown in the above table denotes "Not applicable".
3. 13/F, 14/F and 24/F are omitted in Tower 1 (1A and 1B) and 9/F is refuge floor.
4. 13/F, 14/F, 24/F and 34/F are omitted in Tower 2 (2A and 2B) and 9/F is refuge floor.

設備說明表
Appliances Schedule

設備 Appliance	品牌 Brand	型號 Model No.	第2座 (2A) Tower 2 (2A)														
			5樓 5/F						6樓至8樓、10樓至12樓、15樓至23樓、25樓至33樓及35樓至37樓 6/F-8/F, 10/F-12/F, 15/F-23/F, 25/F-33/F & 35/F-37/F						38樓 38/F		
			A	B	C	D	E	F	A	B	C	D	E	F	A	B	C
可變冷媒流量空調機（室外機） Variable refrigerant volume air-conditioner (Outdoor unit)	樂聲牌 Panasonic	U-6LE2H7	-	-	-	-	-	-	-	-	-	-	-	-	Y	-	-
		U-5LE2H7	-	-	-	-	-	-	-	-	-	-	-	-	Y	-	-
		U-8LE1H7	-	-	Y	-	-	-	-	-	-	-	-	-	-	Y	Y
		U-4LE2H7	Y	-	-	-	-	-	Y	-	-	-	-	-	-	-	Y
抽氣扇 Exhaust fan	奧斯博格 Ostberg	LPK 125 B1-c	Y	Y	Y	Y	-	Y	Y	Y	Y	Y	-	Y	Y	Y	Y
	樂聲牌 Panasonic	FV-04NU1H	-	-	Y	-	Y	-	-	-	Y	-	Y	-	-	Y	-
換氣暖風機 Thermo ventilator	樂聲牌 Panasonic	FV-40BE3H2	Y	Y	Y	Y	Y	Y	Y	Y	Y	Y	Y	Y	Y	Y	Y
電熱水爐 Electric water heater	斯寶亞創 Stiebel Eltron	DHB-E 27 LCD	Y	Y	Y	Y	Y	-	Y	Y	Y	Y	Y	-	Y	Y	Y
煤氣熱水爐 Gas water heater	TGC	TNJW221	-	-	-	-	-	-	-	-	-	-	-	-	Y	-	-
		161TFQL	Y	Y	Y	Y	-	Y	Y	Y	Y	Y	-	Y	-	Y	Y

賣方承諾如期數中沒有安裝指明的品牌名稱或產品型號的升降機或設備，便會安裝品質相若的升降機或設備。

備註：
1. "Y" 表示此設備於該住宅物業內提供及 / 或安裝。
2. 上表 "-" 代表不適用。
3. 第1座（1A及1B）不設13樓、14樓及24樓，9樓為庇護層。
4. 第2座（2A及2B）不設13樓、14樓、24樓及34樓，9樓為庇護層。

The Vendor undertakes that if lifts or appliances of the specified brand name or model number are not installed in the Phase, lifts or appliances of comparable quality will be installed.

Notes:
1. "Y" means such appliance(s) is / are provided and / or installed in the residential property.
2. The symbol "-" as shown in the above table denotes "Not applicable".
3. 13/F, 14/F and 24/F are omitted in Tower 1 (1A and 1B) and 9/F is refuge floor.
4. 13/F, 14/F, 24/F and 34/F are omitted in Tower 2 (2A and 2B) and 9/F is refuge floor.

設備說明表
Appliances Schedule

設備 Appliance	品牌 Brand	型號 Model No.	第2座 (2B) Tower 2 (2B)																									
			5樓 5/F				6樓至8樓 6/F-8/F							10樓至12樓、15樓至23樓、25樓至33樓及35樓至36樓 10/F-12/F, 15/F-23/F, 25/F-33/F & 35/F-36/F						37樓 37/F					37樓及38樓（複式） 37/F & 38/F (Duplex)	38樓 38/F	
			A	B	C	G	A	B	C	D	E	F	G	A	B	C	E	F	G	B	C	E	F	G	A	B	C
雙頭氣體煮食爐 Gas hob - 2 burners	Gaggenau	VG232320HK	-	-	-	-	-	-	-	-	-	-	-	-	-	-	-	-	-	-	-	-	-	-	Y	Y	Y
單頭氣體煮食爐 Gas hob - 1 burner	Gaggenau	VG231320HK	Y	Y	-	-	Y	Y	-	-	Y	-	-	Y	Y	Y	Y	-	-	Y	Y	Y	-	-	Y	Y	Y
電磁爐 Induction hob	Gaggenau	VI232120	Y	Y	-	-	Y	Y	-	Y	Y	Y	-	Y	Y	Y	Y	Y	-	Y	Y	Y	Y	-	Y	Y	Y
電磁爐 Induction hob	Gaggenau	CI262115	-	-	Y	Y	-	-	Y	-	-	-	Y	-	-	-	-	-	Y	-	-	-	-	Y	-	-	-
抽油煙機 Cooker hood	Gaggenau	AF210162	Y	Y	Y	Y	Y	Y	Y	Y	Y	Y	Y	Y	Y	Y	Y	Y	Y	Y	Y	Y	Y	Y	-	-	-
抽油煙機 Cooker hood	Gaggenau	AW240191	-	-	-	-	-	-	-	-	-	-	-	-	-	-	-	-	-	-	-	-	-	-	Y	-	Y
抽油煙機 Cooker hood	Gaggenau	AW442120	-	-	-	-	-	-	-	-	-	-	-	-	-	-	-	-	-	-	-	-	-	-	-	Y	-
蒸焗爐 Combi-steam oven	Gaggenau	BSP250111 / BSP251111	Y	Y	Y	Y	Y	Y	Y	Y	Y	Y	Y	Y	Y	Y	Y	Y	Y	Y	Y	Y	Y	Y	-	-	-
蒸爐 Steamer	Gaggenau	BSP220111 / BSP221111	-	-	-	-	-	-	-	-	-	-	-	-	-	-	-	-	-	-	-	-	-	-	Y	Y	Y
焗爐 Oven	Gaggenau	BOP210112 / BOP211112	-	-	-	-	-	-	-	-	-	-	-	-	-	-	-	-	-	-	-	-	-	-	Y	Y	Y
洗碗碟機 Dishwasher	Gaggenau	DF480100	-	-	-	-	-	-	-	-	-	-	-	-	-	-	-	-	-	-	-	-	-	-	-	Y	-
咖啡機 Coffee machine	Gaggenau	CMP250112	-	-	-	-	-	-	-	-	-	-	-	-	-	-	-	-	-	-	-	-	-	-	Y	Y	Y
雪櫃 Fridge freezer	Gaggenau	RB280304	Y	Y	Y	Y	Y	Y	Y	Y	Y	Y	Y	Y	Y	Y	Y	Y	Y	Y	Y	Y	Y	Y	-	-	-
雪櫃 Fridge freezer	Gaggenau	RB472303	-	-	-	-	-	-	-	-	-	-	-	-	-	-	-	-	-	-	-	-	-	-	-	-	-
雪櫃 Fridge freezer	Gaggenau	RY492303	-	-	-	-	-	-	-	-	-	-	-	-	-	-	-	-	-	-	-	-	-	-	-	-	-
雪櫃 Fridge freezer	Sub-zero	ICBIT-30CIID	-	-	-	-	-	-	-	-	-	-	-	-	-	-	-	-	-	-	-	-	-	-	Y	-	Y
雪櫃 Fridge freezer	Sub-zero	ICBBI-36UFDID	-	-	-	-	-	-	-	-	-	-	-	-	-	-	-	-	-	-	-	-	-	-	-	Y	-
洗衣乾衣機 Washer dryer	Gaggenau	WD200140	Y	Y	Y	Y	Y	Y	Y	Y	Y	Y	Y	Y	Y	Y	Y	Y	Y	Y	Y	Y	Y	Y	-	-	Y
洗衣乾衣機 Washer dryer	Gaggenau	WD220140	-	-	-	-	-	-	-	-	-	-	-	-	-	-	-	-	-	-	-	-	-	-	Y	-	-
洗衣機 Washer	Gaggenau	WM260164	-	-	-	-	-	-	-	-	-	-	-	-	-	-	-	-	-	-	-	-	-	-	-	Y	-

賣方承諾如期數中沒有安裝指明的品牌名稱或產品型號的升降機或設備，便會安裝品質相若的升降機或設備。

備註：
1. "Y" 表示此設備於該住宅物業內提供及 / 或安裝。
2. 上表 "-" 代表不適用。
3. 第1座（1A及1B）不設13樓、14樓及24樓，9樓為庇護層。
4. 第2座（2A及2B）不設13樓、14樓、24樓及34樓，9樓為庇護層。

The Vendor undertakes that if lifts or appliances of the specified brand name or model number are not installed in the Phase, lifts or appliances of comparable quality will be installed.

Notes:
1. "Y" means such appliance(s) is / are provided and / or installed in the residential property.
2. The symbol "-" as shown in the above table denotes "Not applicable".
3. 13/F, 14/F and 24/F are omitted in Tower 1 (1A and 1B) and 9/F is refuge floor.
4. 13/F, 14/F, 24/F and 34/F are omitted in Tower 2 (2A and 2B) and 9/F is refuge floor.

設備說明表
Appliances Schedule

設備 Appliance	品牌 Brand	型號 Model No.	第2座 (2B) Tower 2 (2B)																								
			5樓 5/F				6樓至8樓 6/F-8/F							10樓至12樓、15樓至23樓、25樓至33樓及35樓至36樓 10/F-12/F, 15/F-23/F, 25/F-33/F & 35/F-36/F						37樓 37/F					37樓及38樓（複式） 37/F & 38/F (Duplex)	38樓 38/F	
			A	B	C	G	A	B	C	D	E	F	G	A	B	C	E	F	G	B	C	E	F	G	A	B	C
乾衣機 Dryer	Gaggenau	WT260110	-	-	-	-	-	-	-	-	-	-	-	-	-	-	-	-	-	-	-	-	-	-	-	Y	-
酒櫃 Wine cellar		RW404261	-	-	-	-	-	-	-	-	-	-	-	-	-	-	-	-	-	-	-	-	-	-	-	Y	-
酒櫃 Wine cellar	名望 Vinvautz	VZ19SSUG	-	-	-	-	-	-	-	-	-	-	-	-	-	-	-	-	-	-	-	-	-	-	Y	-	Y
視像對講機 Video door phone	Urmet	NEXO 1708/1	Y	Y	Y	Y	Y	Y	Y	Y	Y	Y	Y	Y	Y	Y	Y	Y	Y	Y	Y	Y	Y	Y	Y	Y	Y
分體式變頻冷暖空調機（室內機） Split type inverter heat pump air-conditioner (Indoor unit)	樂聲牌 Panasonic	CS-Z50TKEW	-	-	-	-	-	-	-	Y	-	Y	-	-	-	-	-	Y	-	-	-	-	Y	-	-	-	-
		CS-Z42TKEW	Y	Y	-	Y	Y	Y	-	-	Y	-	Y	Y	Y	Y	Y	-	Y	Y	Y	Y	-	Y	-	-	-
		CS-Z25TKEW	Y	Y	-	Y	Y	Y	-	Y	Y	Y	Y	Y	Y	Y	Y	Y	Y	Y	Y	Y	Y	Y	-	-	-
		CS-YE24UKA1	Y	Y	-	-	Y	Y	-	-	Y	-	-	Y	Y	Y	Y	-	-	Y	Y	Y	-	-	-	-	-
		CS-YE18UKA1	-	-	-	Y	-	-	-	-	-	-	Y	-	-	-	-	-	Y	-	-	-	-	Y	-	-	-
分體式變頻冷暖空調機（室外機） Split type inverter heat pump air-conditioner (Outdoor unit)		CU-5E34PBE	-	-	-	-	-	-	-	Y	-	Y	-	-	-	-	-	Y	-	-	-	-	Y	-	-	-	-
		CU-4E23PBE	Y	Y	-	Y	Y	Y	-	-	Y	-	Y	Y	Y	Y	Y	-	Y	Y	Y	Y	-	Y	-	-	-
		CU-2E18SBE	-	-	-	-	-	-	-	-	-	-	-	-	-	Y	-	-	-	-	Y	-	-	-	-	-	-
		CU-YE24UKA1	Y	Y	-	-	Y	Y	-	-	Y	-	-	Y	Y	Y	Y	-	-	Y	Y	Y	-	-	-	-	-
		CU-YE18UKA1	-	-	-	Y	-	-	-	-	-	-	Y	-	-	-	-	-	Y	-	-	-	-	Y	-	-	-
可變冷媒流量空調機（室內機） Variable refrigerant volume air-conditioner (Indoor unit)		S-73MK2E5A	-	-	-	-	-	-	-	-	-	-	-	-	-	-	-	-	-	-	-	-	-	-	Y	Y	-
		S-56MK2E5A	-	-	Y	-	-	-	Y	-	-	-	-	-	-	-	-	-	-	-	-	-	-	-	Y	-	-
		S-45MK2E5A	-	-	Y	-	-	-	Y	-	-	-	-	-	-	-	-	-	-	-	-	-	-	-	Y	Y	Y
		S-28MK2E5A	-	-	-	-	-	-	-	-	-	-	-	-	-	-	-	-	-	-	-	-	-	-	Y	Y	Y
		S-22MK2E5A	-	-	Y	-	-	-	Y	-	-	-	-	-	-	-	-	-	-	-	-	-	-	-	Y	Y	Y

賣方承諾如期數中沒有安裝指明的品牌名稱或產品型號的升降機或設備，便會安裝品質相若的升降機或設備。

備註：
1. "Y" 表示此設備於該住宅物業內提供及 / 或安裝。
2. 上表 "-" 代表不適用。
3. 第1座（1A及1B）不設13樓、14樓及24樓，9樓為庇護層。
4. 第2座（2A及2B）不設13樓、14樓、24樓及34樓，9樓為庇護層。

The Vendor undertakes that if lifts or appliances of the specified brand name or model number are not installed in the Phase, lifts or appliances of comparable quality will be installed.

Notes:
1. "Y" means such appliance(s) is / are provided and / or installed in the residential property.
2. The symbol "-" as shown in the above table denotes "Not applicable".
3. 13/F, 14/F and 24/F are omitted in Tower 1 (1A and 1B) and 9/F is refuge floor.
4. 13/F, 14/F, 24/F and 34/F are omitted in Tower 2 (2A and 2B) and 9/F is refuge floor.

設備說明表
Appliances Schedule

設備 Appliance	品牌 Brand	型號 Model No.	第2座 (2B) Tower 2 (2B)																								
			5樓 5/F				6樓至8樓 6/F-8/F							10樓至12樓、15樓至23樓、25樓至33樓及35樓至36樓 10/F-12/F, 15/F-23/F, 25/F-33/F & 35/F-36/F						37樓 37/F					37樓及38樓（複式） 37/F & 38/F (Duplex)	38樓 38/F	
			A	B	C	G	A	B	C	D	E	F	G	A	B	C	E	F	G	B	C	E	F	G	A	B	C
可變冷媒流量風管式空調機（室內機） Variable refrigerant volume duct type air-conditioner (Indoor unit)	樂聲牌 Panasonic	S-45MF2E5A	-	-	-	-	-	-	-	-	-	-	-	-	-	-	-	-	-	-	-	-	-	-	Y	-	-
		S-28MF2E5A	-	-	-	-	-	-	-	-	-	-	-	-	-	-	-	-	-	-	-	-	-	-	-	Y	Y
可變冷媒流量空調機（室外機） Variable refrigerant volume air-conditioner (Outdoor unit)		U-8LE1H7	-	-	-	-	-	-	-	-	-	-	-	-	-	-	-	-	-	-	-	-	-	-	Y	-	-
		U-6LE2H7	-	-	-	-	-	-	-	-	-	-	-	-	-	-	-	-	-	-	-	-	-	-	-	Y	Y
		U-4LE2H7	-	-	-	-	-	-	-	-	-	-	-	-	-	-	-	-	-	-	-	-	-	-	-	-	Y
		U-5LE2H7	-	-	Y	-	-	-	Y	-	-	-	-	-	-	-	-	-	-	-	-	-	-	-	Y	-	-
抽氣扇 Exhaust fan	奧斯博格 Ostberg	LPK 125 B1-c	Y	Y	-	-	Y	Y	-	-	Y	-	-	Y	Y	Y	Y	-	-	Y	Y	Y	-	-	Y	Y	Y
	樂聲牌 Panasonic	FV-04NU1H	-	-	-	Y	-	-	-	Y	Y	Y	Y	-	-	-	Y	Y	Y	-	-	Y	Y	Y	-	Y	Y
換氣暖風機 Thermo ventilator	樂聲牌 Panasonic	FV-40BE3H2	Y	Y	Y	Y	Y	Y	Y	Y	Y	Y	Y	Y	Y	Y	Y	Y	Y	Y	Y	Y	Y	Y	Y	Y	Y
電熱水爐 Electric water heater	斯寶亞創 Stiebel Eltron	DHB-E 27 LCD	-	-	Y	Y	-	-	Y	Y	-	Y	Y	-	-	Y	-	Y	Y	-	Y	-	Y	Y	Y	Y	Y
煤氣熱水爐 Gas water heater	TGC	TNJW221	Y	-	-	-	Y	-	-	-	-	-	-	Y	-	-	-	-	-	-	-	-	-	-	-	Y	-
		161TFQL	-	Y	-	-	-	Y	-	-	Y	-	-	-	Y	Y	Y	-	-	Y	Y	Y	-	-	Y	-	Y

賣方承諾如期數中沒有安裝指明的品牌名稱或產品型號的升降機或設備，便會安裝品質相若的升降機或設備。

備註：
1. "Y" 表示此設備於該住宅物業內提供及 / 或安裝。
2. 上表 "-" 代表不適用。
3. 第1座（1A及1B）不設13樓、14樓及24樓，9樓為庇護層。
4. 第2座（2A及2B）不設13樓、14樓、24樓及34樓，9樓為庇護層。

The Vendor undertakes that if lifts or appliances of the specified brand name or model number are not installed in the Phase, lifts or appliances of comparable quality will be installed.

Notes:
1. "Y" means such appliance(s) is / are provided and / or installed in the residential property.
2. The symbol "-" as shown in the above table denotes "Not applicable".
3. 13/F, 14/F and 24/F are omitted in Tower 1 (1A and 1B) and 9/F is refuge floor.
4. 13/F, 14/F, 24/F and 34/F are omitted in Tower 2 (2A and 2B) and 9/F is refuge floor.

住宅物業機電裝置數量說明表
Schedule of Mechanical & Electrical Provisions of Residential Properties

位置 Location	描述 Description	第1座 (1A) Tower 1 (1A)												
		5樓 5/F					6樓至8樓、10樓至12樓、15樓至23樓及25樓至31樓（27樓A單位除外） 6/F-8/F, 10/F-12/F, 15/F-23/F & 25/F-31/F (Excpet Unit A on 27/F)					27樓 27/F	32樓 32/F	
		A	B	C	D	E	A	B	C	D	E	A	A	B
大門入口 Main Entrance	門鈴按鈕 Door bell push button	1	1	1	1	1	1	1	1	1	1	1	1	1
客廳/飯廳 Living Room / Dining Room	電視/電台天線接駁位 TV/FM outlet	2	2	2	2	2	2	2	2	2	2	2	2	2
	電話接駁位 Telephone outlet	2	2	2	2	2	2	2	2	2	2	2	2	2
	互聯網接駁位 Internet connection point	3	3	-	3	-	3	3	-	3	-	4	3	3
	單位電插座 Single socket outlet	-	-	-	-	-	-	-	-	-	-	4	1	-
	單位電插座（連USB插座） Single socket outlet (with USB socket)	-	-	1	-	1	-	-	1	-	1	-	-	-
	雙位電插座 Twin socket outlet	3	3	2	3	2	3	3	2	3	2	3	3	3
	空調機開關掣 Switch for air-conditioner unit	2	2	1	2	1	2	2	1	2	1	2	3	3
	電窗簾預留接駁位 Reserved connection point for electric curtain	1	-	-	-	-	1	-	-	-	-	1	2	2
	抽氣扇開關掣 Exhaust fan switch	2	2	-	2	-	2	2	-	2	-	2	2	2
	總電掣箱 Miniature circuit breakers board	-	-	1	-	1	-	-	1	-	1	-	-	-
	燈掣 Lighting switch	5	5	5	5	5	5	5	5	5	5	9	8	8
	燈位 Lighting point	6	4	4	4	4	6	4	4	4	4	35	7	11
	門鐘 Door bell	-	-	1	-	1	-	-	1	-	1	-	-	-
	保安系統閃燈警鐘 Audio visual security alarm	-	-	1	-	1	-	-	-	-	-	-	-	-
	保安系統開關掣 Switch for security system	-	-	1	-	1	-	-	-	-	-	-	-	-
	保安系統保險菲士蘇 Fused spur unit for security system	-	-	1	-	1	-	-	-	-	-	-	-	-
	保安系統面板 Security system panel	-	-	1	-	1	-	-	-	-	-	-	-	-
	視像對講機 Video door phone	1	1	1	1	1	1	1	1	1	1	1	1	1
	煙霧探測器及蜂鳴底座 Smoke detector with sounder base	-	-	1	-	1	-	-	1	-	1	-	-	-
	調光系統單位電插座 Single socket outlet for dimming system	-	-	-	-	-	-	-	-	-	-	-	1	1

備註：
1. 上表所顯示的“1, 2, ...”表示提供於該住宅物業內的裝置數量。
2. 上表"-"代表不適用。
3. 第1座（1A及1B）不設13樓、14樓及24樓，9樓為庇護層。
4. 第2座（2A及2B）不設13樓、14樓、24樓及34樓，9樓為庇護層。

Notes:
1. “1, 2, ...” as shown in the schedule above denotes the quantity of such provision(s) provided in the residential unit.
2. The symbol "-" as shown in the schedule above denotes "Not applicable".
3. 13/F, 14/F and 24/F are omitted in Tower 1 (1A and 1B) and 9/F is refuge floor.
4. 13/F, 14/F, 24/F and 34/F are omitted in Tower 2 (2A and 2B) and 9/F is refuge floor.

住宅物業機電裝置數量說明表
Schedule of Mechanical & Electrical Provisions of Residential Properties

位置 Location	描述 Description	第1座 (1A) Tower 1 (1A)												
		5樓 5/F					6樓至8樓、10樓至12樓、15樓至23樓及25樓至31樓（27樓A單位除外） 6/F-8/F, 10/F-12/F, 15/F-23/F & 25/F-31/F (Excpet Unit A on 27/F)					27樓 27/F	32樓 32/F	
		A	B	C	D	E	A	B	C	D	E	A	A	B
主人睡房 Master Bedroom	電視/電台天線接駁位 TV/FM outlet	1	1	1	1	1	1	1	1	1	1	1	1	1
	電話接駁位 Telephone outlet	1	1	1	1	1	1	1	1	1	1	1	1	1
	互聯網接駁位 Internet connection point	1	1	-	1	-	1	1	-	1	-	1	1	1
	單位電插座 Single socket outlet	3	3	2	3	2	3	3	2	3	2	5	3	3
	單位電插座（連USB插座）Single socket outlet (with USB socket)	1	1	1	1	1	1	1	1	1	1	-	1	1
	雙位電插座 Twin socket outlet	-	-	-	-	-	-	-	-	-	-	1	-	-
	空調機開關掣 Switch for air-conditioner unit	1	1	1	1	1	1	1	1	1	1	1	2	1
	電窗簾預留接駁位 Reserved connection point for electric curtain	1	-	-	-	-	1	-	-	-	-	1	1	1
	燈掣 Lighting switch	2	2	1	3	1	2	3	2	3	2	6	2	3
	燈位 Lighting point	2	1	1	1	1	2	1	1	1	1	10	2	1
睡房 Bedroom	電視/電台天線接駁位 TV/FM outlet	-	-	1	-	1	-	-	1	-	1	-	-	-
	電話接駁位 Telephone outlet	-	-	1	-	1	-	-	1	-	1	-	-	-
	單位電插座 Single socket outlet	-	-	1	-	1	-	-	1	-	1	-	-	-
	單位電插座（連USB插座）Single socket outlet (with USB socket)	-	-	1	-	1	-	-	1	-	1	-	-	-
	空調機開關掣 Switch for air-conditioner unit	-	-	1	-	1	-	-	1	-	1	-	-	-
	燈掣 Lighting switch	-	-	1	-	1	-	-	1	-	1	-	-	-
	燈位 Lighting point	-	-	1	-	1	-	-	1	-	1	-	-	-

備註：
1. 上表所顯示的“1, 2, ...”表示提供於該住宅物業內的裝置數量。
2. 上表"-"代表不適用。
3. 第1座（1A及1B）不設13樓、14樓及24樓，9樓為庇護層。
4. 第2座（2A及2B）不設13樓、14樓、24樓及34樓，9樓為庇護層。

Notes:
1. “1, 2, ...” as shown in the schedule above denotes the quantity of such provision(s) provided in the residential unit.
2. The symbol "-" as shown in the schedule above denotes "Not applicable".
3. 13/F, 14/F and 24/F are omitted in Tower 1 (1A and 1B) and 9/F is refuge floor.
4. 13/F, 14/F, 24/F and 34/F are omitted in Tower 2 (2A and 2B) and 9/F is refuge floor.

住宅物業機電裝置數量說明表
Schedule of Mechanical & Electrical Provisions of Residential Properties

位置 Location	描述 Description	第1座 (1A) Tower 1 (1A)												
		5樓 5/F					6樓至8樓、10樓至12樓、15樓至23樓及25樓至31樓（27樓A單位除外） 6/F-8/F, 10/F-12/F, 15/F-23/F & 25/F-31/F (Excpet Unit A on 27/F)					27樓 27/F	32樓 32/F	
		A	B	C	D	E	A	B	C	D	E	A	A	B
睡房1 Bedroom 1	電視/電台天線接駁位 TV/FM outlet	1	1	-	1	-	1	1	-	1	-	1	1	1
	電話接駁位 Telephone outlet	1	1	-	1	-	1	1	-	1	-	1	1	1
	互聯網接駁位 Internet connection point	1	1	-	1	-	1	1	-	1	-	2	1	1
	單位電插座 Single socket outlet	1	1	-	1	-	1	1	-	1	-	2	1	1
	單位電插座（連USB插座）Single socket outlet (with USB socket)	1	1	-	1	-	1	1	-	1	-	-	1	1
	空調機開關掣 Switch for air-conditioner unit	1	1	-	1	-	1	1	-	1	-	1	1	1
	電窗簾預留接駁位 Reserved connection point for electric curtain	1	-	-	-	-	1	-	-	-	-	1	1	1
	燈掣 Lighting switch	1	1	-	1	-	1	1	-	1	-	1	2	1
	抽氣扇開關掣 Exhaust fan switch	-	-	-	-	-	-	-	-	-	-	-	1	-
	燈位 Lighting point	1	1	-	1	-	1	1	-	1	-	4	1	1
睡房2 Bedroom 2	電視/電台天線接駁位 TV/FM outlet	1	1	-	1	-	1	1	-	1	-	1	1	1
	電話接駁位 Telephone outlet	1	1	-	1	-	1	1	-	1	-	1	1	1
	互聯網接駁位 Internet connection point	1	1	-	1	-	1	1	-	1	-	1	1	1
	單位電插座 Single socket outlet	1	1	-	1	-	1	1	-	1	-	3	1	1
	單位電插座（連USB插座）Single socket outlet (with USB socket)	1	1	-	1	-	1	1	-	1	-	-	1	1
	空調機開關掣 Switch for air-conditioner unit	1	1	-	1	-	1	1	-	1	-	1	1	1
	電窗簾預留接駁位 Reserved connection point for electric curtain	1	-	-	-	-	1	-	-	-	-	1	1	1
	燈掣 Lighting switch	1	1	-	1	-	1	1	-	1	-	2	1	1
	燈位 Lighting point	1	1	-	1	-	1	1	-	1	-	5	1	1
睡房3 Bedroom 3	電視/電台天線接駁位 TV/FM outlet	1	-	-	-	-	1	-	-	-	-	1	1	-
	電話接駁位 Telephone outlet	1	-	-	-	-	1	-	-	-	-	1	1	-
	互聯網接駁位 Internet connection point	1	-	-	-	-	1	-	-	-	-	2	1	-
	單位電插座 Single socket outlet	1	-	-	-	-	1	-	-	-	-	3	3	-
	單位電插座（連USB插座）Single socket outlet (with USB socket)	1	-	-	-	-	1	-	-	-	-	-	1	-
	雙位電插座 Twin socket outlet	-	-	-	-	-	-	-	-	-	-	1	-	-
	空調機開關掣 Switch for air-conditioner unit	1	-	-	-	-	1	-	-	-	-	1	1	-
	電窗簾預留接駁位 Reserved connection point for electric curtain	1	-	-	-	-	1	-	-	-	-	1	1	-
	燈掣 Lighting switch	1	-	-	-	-	1	-	-	-	-	1	1	-
	燈位 Lighting point	1	-	-	-	-	1	-	-	-	-	5	2	-

備註：
1. 上表所顯示的“1, 2, ...”表示提供於該住宅物業內的裝置數量。
2. 上表"-"代表不適用。
3. 第1座（1A及1B）不設13樓、14樓及24樓，9樓為庇護層。
4. 第2座（2A及2B）不設13樓、14樓、24樓及34樓，9樓為庇護層。

Notes:
1. “1, 2, ...” as shown in the schedule above denotes the quantity of such provision(s) provided in the residential unit.
2. The symbol "-" as shown in the schedule above denotes "Not applicable".
3. 13/F, 14/F and 24/F are omitted in Tower 1 (1A and 1B) and 9/F is refuge floor.
4. 13/F, 14/F, 24/F and 34/F are omitted in Tower 2 (2A and 2B) and 9/F is refuge floor.

住宅物業機電裝置數量說明表
Schedule of Mechanical & Electrical Provisions of Residential Properties

位置 Location	描述 Description	第1座 (1A) Tower 1 (1A)												
		5樓 5/F					6樓至8樓、10樓至12樓、15樓至23樓及25樓至31樓（27樓A單位除外） 6/F-8/F, 10/F-12/F, 15/F-23/F & 25/F-31/F (Excpet Unit A on 27/F)					27樓 27/F	32樓 32/F	
		A	B	C	D	E	A	B	C	D	E	A	A	B
主人浴室 Master Bathroom	單位電插座（鏡櫃內）Single socket outlet (at mirror cabinet)	1	1	-	1	-	1	1	-	1	-	1	2	1
	燈位 Lighting point	5	3	-	3	-	5	3	-	3	-	5	6	3
	換氣暖風機隔離開關掣 Isolator for thermo ventilator	1	1	-	1	-	1	1	-	1	-	1	1	1
	電熱水爐隔離開關掣 Isolator for electric water heater	1	1	-	1	-	1	1	-	1	-	1	1	1
	鏡子加熱器保險菲士蘇 Fused spur unit for mirror heater	-	-	-	-	-	-	-	-	-	-	-	1	1
浴室 Bathroom	單位電插座（鏡櫃內）Single socket outlet (at mirror cabinet)	1	1	1	1	1	1	1	1	1	1	1	-	1
	煤氣熱水爐溫度控制器 Towngas water heater temperature controller	1	1	-	1	-	1	1	-	1	-	1	-	1
	燈位 Lighting point	3	3	3	3	3	3	3	3	3	3	3	-	3
	抽氣扇保險菲士蘇 Fused spur unit for exhaust fan	1	1	-	1	-	1	1	-	1	-	1	-	-
	換氣暖風機隔離開關掣 Isolator for thermo ventilator	-	-	1	-	1	-	-	1	-	1	-	-	-
	電熱水爐隔離開關掣 Isolator for electric water heater	-	-	1	-	1	-	-	1	-	1	-	-	-
浴室1 Bathroom 1	單位電插座（鏡櫃內）Single socket outlet (at mirror cabinet)	-	-	-	-	-	-	-	-	-	-	-	1	-
	煤氣熱水爐溫度控制器 Towngas water heater temperature controller	-	-	-	-	-	-	-	-	-	-	-	1	-
	燈位 Lighting point	-	-	-	-	-	-	-	-	-	-	-	3	-
	鏡子加熱器保險菲士蘇 Fused spur unit for mirror heater	-	-	-	-	-	-	-	-	-	-	-	1	1
	抽氣扇保險菲士蘇 Fused spur unit for exhaust fan	-	-	-	-	-	-	-	-	-	-	-	1	1
浴室2 Bathroom 2	單位電插座（鏡櫃內）Single socket outlet (at mirror cabinet)	-	-	-	-	-	-	-	-	-	-	-	1	-
	煤氣熱水爐溫度控制器 Towngas water heater temperature controller	-	-	-	-	-	-	-	-	-	-	-	1	-
	燈位 Lighting point	-	-	-	-	-	-	-	-	-	-	-	3	-
	鏡子加熱器保險菲士蘇 Fused spur unit for mirror heater	-	-	-	-	-	-	-	-	-	-	-	1	1
	抽氣扇保險菲士蘇 Fused spur unit for exhaust fan	-	-	-	-	-	-	-	-	-	-	-	1	1

備註：
1. 上表所顯示的“1, 2, ...”表示提供於該住宅物業內的裝置數量。
2. 上表"-"代表不適用。
3. 第1座（1A及1B）不設13樓、14樓及24樓，9樓為庇護層。
4. 第2座（2A及2B）不設13樓、14樓、24樓及34樓，9樓為庇護層。

Notes:
1. “1, 2, ...” as shown in the schedule above denotes the quantity of such provision(s) provided in the residential unit.
2. The symbol "-" as shown in the schedule above denotes "Not applicable".
3. 13/F, 14/F and 24/F are omitted in Tower 1 (1A and 1B) and 9/F is refuge floor.
4. 13/F, 14/F, 24/F and 34/F are omitted in Tower 2 (2A and 2B) and 9/F is refuge floor.

住宅物業機電裝置數量說明表
Schedule of Mechanical & Electrical Provisions of Residential Properties

位置 Location	描述 Description	第1座 (1A) Tower 1 (1A)												
		5樓 5/F					6樓至8樓、10樓至12樓、15樓至23樓及25樓至31樓（27樓A單位除外） 6/F-8/F, 10/F-12/F, 15/F-23/F & 25/F-31/F (Excpet Unit A on 27/F)					27樓 27/F	32樓 32/F	
		A	B	C	D	E	A	B	C	D	E	A	A	B
開放式廚房 Open Kitchen	暗藏式灑水器 Concealed type sprinkler	-	-	1	-	1	-	-	1	-	1	-	-	-
	雙位電插座 Twin socket outlet	-	-	2	-	2	-	-	2	-	2	-	-	-
	廚房電器單位電插座 Single socket outlet for kitchen appliances	-	-	2	-	2	-	-	2	-	2	-	-	-
	抽油煙機保險菲士蘇 Fused spur for cooker hood	-	-	1	-	1	-	-	1	-	1	-	-	-
	蒸焗爐雙極開關掣 Double pole switch for combi-steam oven	-	-	1	-	1	-	-	1	-	1	-	-	-
	蒸焗爐接線座 Connection unit for combi-steam oven	-	-	1	-	1	-	-	1	-	1	-	-	-
	電磁爐雙極開關掣 Double pole switch for induction hob	-	-	1	-	1	-	-	1	-	1	-	-	-
	電磁爐接線座 Connection unit for induction hob	-	-	1	-	1	-	-	1	-	1	-	-	-
	燈位 Lighting point	-	-	2	-	2	-	-	2	-	2	-	-	-
	洗衣乾衣機來水位 Water inlet connection point for washer dryer	-	-	1	-	1	-	-	1	-	1	-	-	-
	洗衣乾衣機去水位 Water outlet connection point for washer dryer	-	-	1	-	1	-	-	1	-	1	-	-	-
廚房 Kitchen	電話接駁位 Telephone outlet	-	-	-	-	-	-	-	-	-	-	-	1	1
	雙位電插座 Twin socket outlet	2	2	-	2	-	2	2	-	2	-	2	2	2
	廚房電器單位電插座 Single socket outlet for kitchen appliances	5	3	-	2	-	5	3	-	2	-	5	5	5
	焗爐雙極開關掣 Double pole switch for oven	1	-	-	-	-	1	-	-	-	-	1	1	1
	焗爐接線座 Connection unit for oven	1	-	-	-	-	1	-	-	-	-	1	1	1
	電磁爐雙極開關掣 Double pole switch for induction hob	1	1	-	1	-	1	1	-	1	-	1	1	1
	電磁爐接線座 Connection unit for induction hob	1	1	-	1	-	1	1	-	1	-	1	1	1
	蒸焗爐雙極開關掣 Double pole switch for combi-steam oven	-	1	-	1	-	-	1	-	1	-	-	-	-
	蒸焗爐接線座 Connection unit for combi-steam oven	-	1	-	1	-	-	1	-	1	-	-	-	-
	抽油煙機保險菲士蘇 Fused spur for cooker hood	1	1	-	1	-	1	1	-	1	-	1	1	1
	煤氣熱水爐保險菲士蘇 Fused spur for gas water heater	1	1	-	1	-	1	1	-	1	-	1	1	1
	氣體煮食爐保險菲士蘇 Fused spur unit for gas hob	2	2	-	2	-	2	2	-	2	-	2	2	2
	燈掣 Lighting switch	-	-	-	-	-	-	-	-	-	-	-	-	1
	燈位 Lighting point	3	3	-	3	-	3	3	-	3	-	3	3	3
	門鐘 Door bell	1	1	-	1	-	1	1	-	1	-	1	1	1

備註：
1. 上表所顯示的“1, 2, ...”表示提供於該住宅物業內的裝置數量。
2. 上表"-"代表不適用。
3. 第1座（1A及1B）不設13樓、14樓及24樓，9樓為庇護層。
4. 第2座（2A及2B）不設13樓、14樓、24樓及34樓，9樓為庇護層。

Notes:
1. “1, 2, ...” as shown in the schedule above denotes the quantity of such provision(s) provided in the residential unit.
2. The symbol "-" as shown in the schedule above denotes "Not applicable".
3. 13/F, 14/F and 24/F are omitted in Tower 1 (1A and 1B) and 9/F is refuge floor.
4. 13/F, 14/F, 24/F and 34/F are omitted in Tower 2 (2A and 2B) and 9/F is refuge floor.

住宅物業機電裝置數量說明表
Schedule of Mechanical & Electrical Provisions of Residential Properties

位置 Location	描述 Description	第1座 (1A) Tower 1 (1A)												
		5樓 5/F					6樓至8樓、10樓至12樓、15樓至23樓及25樓至31樓（27樓A單位除外） 6/F-8/F, 10/F-12/F, 15/F-23/F & 25/F-31/F (Excpet Unit A on 27/F)					27樓 27/F	32樓 32/F	
		A	B	C	D	E	A	B	C	D	E	A	A	B
廚房 Kitchen	保安系統開關掣 Switch for security system	-	-	-	1	-	-	-	-	-	-	-	-	-
	保安系統閃燈警鐘 Audio visual security alarm	-	-	-	1	-	-	-	-	-	-	-	-	-
	保安系統保險菲士蘇 Fused spur unit for security system	-	-	-	1	-	-	-	-	-	-	-	-	-
	保安系統面板 Security system panel	-	-	-	1	-	-	-	-	-	-	-	-	-
	總電掣箱 Miniature circuit breakers board	-	-	-	1	-	-	-	-	1	-	-	-	-
	洗衣乾衣機來水位 Water inlet connection point for washer dryer	-	1	-	1	-	-	1	-	1	-	-	-	1
	洗衣乾衣機去水位 Water outlet connection point for washer dryer	-	1	-	1	-	-	1	-	1	-	-	-	1
	洗碗碟機來水位 Water inlet connection point for dishwasher	1	-	-	-	-	1	-	-	-	-	1	1	-
	洗碗碟機去水位 Water outlet connection point for dishwasher	1	-	-	-	-	1	-	-	-	-	1	1	-
	抽氣扇保險菲士蘇 Fused spur unit for exhaust fan	1	1	-	1	-	1	1	-	1	-	1	1	1
	空調開關掣 Switch for air-conditioner unit	1	-	-	-	-	1	-	-	-	-	1	1	1
	熱水爐保險菲士蘇 Fused spur unit for gas water heater	-	1	-	1	-	-	1	-	1	-	-	1	1
士多房 Store	調光系統 Dimmer system	-	-	-	-	-	-	-	-	-	-	-	-	1
	調光系統互聯網接駁位 Internet connection point for dimmer system	-	-	-	-	-	-	-	-	-	-	-	-	1
	調光系統單位電插座 Single socket outlet for dimmer system	-	-	-	-	-	-	-	-	-	-	-	-	1
	總電掣箱 Miniature circuit breakers board	1	1	-	-	-	1	1	-	-	-	1	-	1
	單位電插座 Single socket outlet	1	1	-	-	-	1	1	-	-	-	1	-	1
	燈掣 Lighting switch	2	1	-	-	-	2	1	-	-	-	2	-	2
	燈位 Lighting point	1	1	-	-	-	1	1	-	-	-	2	-	1
	抽氣扇開關掣 Exhaust fan switch	1	1	-	-	-	1	1	-	-	-	1	-	1
	乾衣機單位電插座 Single socket outlet for dryer	1	-	-	-	-	1	-	-	-	-	1	-	-
	洗衣機單位電插座 Single socket outlet for washer	1	-	-	-	-	1	-	-	-	-	1	-	-
	保安系統保險菲士蘇 Fused spur unit for security system	1	1	-	-	-	-	-	-	-	-	-	-	-
	保安系統面板 Security system panel	1	1	-	-	-	-	-	-	-	-	-	-	-
	保安系統開關掣 Switch for security system	1	1	-	-	-	-	-	-	-	-	-	-	-
	保安系統閃燈警鐘 Audio visual security alarm	1	1	-	-	-	-	-	-	-	-	-	-	-

備註：
1. 上表所顯示的“1, 2, ...”表示提供於該住宅物業內的裝置數量。
2. 上表"-"代表不適用。
3. 第1座（1A及1B）不設13樓、14樓及24樓，9樓為庇護層。
4. 第2座（2A及2B）不設13樓、14樓、24樓及34樓，9樓為庇護層。

Notes:
1. “1, 2, ...” as shown in the schedule above denotes the quantity of such provision(s) provided in the residential unit.
2. The symbol "-" as shown in the schedule above denotes "Not applicable".
3. 13/F, 14/F and 24/F are omitted in Tower 1 (1A and 1B) and 9/F is refuge floor.
4. 13/F, 14/F, 24/F and 34/F are omitted in Tower 2 (2A and 2B) and 9/F is refuge floor.

住宅物業機電裝置數量說明表
Schedule of Mechanical & Electrical Provisions of Residential Properties

位置 Location	描述 Description	第1座 (1A) Tower 1 (1A)												
		5樓 5/F					6樓至8樓、10樓至12樓、15樓至23樓及25樓至31樓（27樓A單位除外） 6/F-8/F, 10/F-12/F, 15/F-23/F & 25/F-31/F (Excpet Unit A on 27/F)					27樓 27/F	32樓 32/F	
		A	B	C	D	E	A	B	C	D	E	A	A	B
士多房 Store	空調機開關掣 Switch for air-conditioner unit	1	1	-	-	-	1	1	-	-	-	1	-	1
	洗衣機來水位 Water inlet connection point for washer	1	-	-	-	-	1	-	-	-	-	1	-	-
	洗衣機去水位 Water outlet connection point for washer	1	-	-	-	-	1	-	-	-	-	1	-	-
士多房1 Store 1	調光系統 Dimmer system	-	-	-	-	-	-	-	-	-	-	-	1	-
	調光系統互聯網接駁位 Internet connection point for dimmer system	-	-	-	-	-	-	-	-	-	-	-	1	-
	調光系統單位電插座 Single socket outlet for dimmer system	-	-	-	-	-	-	-	-	-	-	-	1	-
	總電掣箱 Miniature circuit breakers board	-	-	-	-	-	-	-	-	-	-	-	1	-
	單位電插座 Single socket outlet	-	-	-	-	-	-	-	-	-	-	-	1	-
	燈掣 Lighting switch	-	-	-	-	-	-	-	-	-	-	-	2	-
	燈位 Lighting point	-	-	-	-	-	-	-	-	-	-	-	1	-
	抽氣扇開關掣 Exhaust fan switch	-	-	-	-	-	-	-	-	-	-	-	1	-
	乾衣機單位電插座 Single socket outlet for dryer	-	-	-	-	-	-	-	-	-	-	-	1	-
	洗衣機單位電插座 Single socket outlet for washer	-	-	-	-	-	-	-	-	-	-	-	1	-
	空調機開關掣 Switch for air-conditioner unit	-	-	-	-	-	-	-	-	-	-	-	1	-
	洗衣機來水位 Water inlet connection point for washer	-	-	-	-	-	-	-	-	-	-	-	1	-
	洗衣機去水位 Water outlet connection point for washer	-	-	-	-	-	-	-	-	-	-	-	1	-
士多房2 Store 2	燈掣 Lighting switch	-	-	-	-	-	-	-	-	-	-	-	1	-
	燈位 Lighting point	-	-	-	-	-	-	-	-	-	-	-	1	-
洗手間 Lavtory	燈位 Lighting point	1	1	-	-	-	1	1	-	-	-	1	1	1
	煤氣熱水爐溫度控制器 Towngas water heater temperature controller	1	1	-	-	-	1	1	-	-	-	1	1	1
	抽氣扇保險菲士蘇 Fused spur unit for exhaust fan	1	1	-	-	-	1	1	-	-	-	1	1	1

備註：
1. 上表所顯示的“1, 2, ...”表示提供於該住宅物業內的裝置數量。
2. 上表"-"代表不適用。
3. 第1座（1A及1B）不設13樓、14樓及24樓，9樓為庇護層。
4. 第2座（2A及2B）不設13樓、14樓、24樓及34樓，9樓為庇護層。

Notes:
1. “1, 2, ...” as shown in the schedule above denotes the quantity of such provision(s) provided in the residential unit.
2. The symbol "-" as shown in the schedule above denotes "Not applicable".
3. 13/F, 14/F and 24/F are omitted in Tower 1 (1A and 1B) and 9/F is refuge floor.
4. 13/F, 14/F, 24/F and 34/F are omitted in Tower 2 (2A and 2B) and 9/F is refuge floor.

住宅物業機電裝置數量說明表
Schedule of Mechanical & Electrical Provisions of Residential Properties

位置 Location	描述 Description	第1座 (1A) Tower 1 (1A)												
		5樓 5/F					6樓至8樓、10樓至12樓、15樓至23樓及25樓至31樓（27樓A單位除外） 6/F-8/F, 10/F-12/F, 15/F-23/F & 25/F-31/F (Excpet Unit A on 27/F)					27樓 27/F	32樓 32/F	
		A	B	C	D	E	A	B	C	D	E	A	A	B
露台 Balcony	燈位 Lighting point	-	-	-	-	-	1	1	1	1	1	1	2	1
工作平台 Utility Platform	燈位 Lighting point	-	-	-	-	-	1	1	1	1	1	1	-	-
平台 Flat Roof	燈位 Lighting point	-	-	-	-	-	-	-	-	-	-	-	8	9
	防水單位電插座 Waterproof single socket outlet	-	-	-	-	-	-	-	-	-	-	-	1	2
私人天台 Private Roof	防水單位電插座 Waterproof single socket outlet	-	-	-	-	-	-	-	-	-	-	-	2	2
	室外空調機隔離開關掣 Isolator for outdoor air-conditioner unit	-	-	-	-	-	-	-	-	-	-	-	3	2
	燈掣 Lighting switch	-	-	-	-	-	-	-	-	-	-	-	1	1
	燈位 Lighting point	-	-	-	-	-	-	-	-	-	-	-	17	9
	消防喉轆 Fire services hose reel	-	-	-	-	-	-	-	-	-	-	-	1	1
	消防撳手 Fire services breakglass unit	-	-	-	-	-	-	-	-	-	-	-	1	1
	消防警鐘 Fire services alarm bell	-	-	-	-	-	-	-	-	-	-	-	1	1
私人花園 Private Garden	防水單位電插座 Waterproof single socket outlet	2	2	2	3	2	-	-	-	-	-	-	-	-
	動作傳感器 Motion sensor	2	1	1	3	1	-	-	-	-	-	-	-	-
	燈位 Lighting point	3	3	3	4	4	-	-	-	-	-	-	-	-
	洗滌盆去水位 Water outlet connection point for sink	1	1	1	1	1	-	-	-	-	-	-	-	-
	洗滌盆來水位 Water inlet connection point for sink	1	1	1	1	1	-	-	-	-	-	-	-	-
空調機平台 Air-Conditioner Platform	室外空調機隔離開關掣 Isolator for outdoor air-conditioner unit	-	-	-	-	-	3	3	2	1	2	3	-	-
鋼筋混凝土基座 Reinforced Concrete Plinth	室外空調機隔離開關掣 Isolator for outdoor air-conditioner unit	3	3	2	1	1	-	-	-	-	-	-	-	-

備註：
1. 上表所顯示的“1, 2, ...”表示提供於該住宅物業內的裝置數量。
2. 上表"-"代表不適用。
3. 第1座（1A及1B）不設13樓、14樓及24樓，9樓為庇護層。
4. 第2座（2A及2B）不設13樓、14樓、24樓及34樓，9樓為庇護層。

Notes:
1. “1, 2, ...” as shown in the schedule above denotes the quantity of such provision(s) provided in the residential unit.
2. The symbol "-" as shown in the schedule above denotes "Not applicable".
3. 13/F, 14/F and 24/F are omitted in Tower 1 (1A and 1B) and 9/F is refuge floor.
4. 13/F, 14/F, 24/F and 34/F are omitted in Tower 2 (2A and 2B) and 9/F is refuge floor.

住宅物業機電裝置數量說明表
Schedule of Mechanical & Electrical Provisions of Residential Properties

位置 Location	描述 Description	第1座 (1B) Tower 1 (1B)														
		5樓 5/F						6樓至8樓、10樓至12樓、15樓至23樓及25樓至31樓 6/F-8/F, 10/F-12/F, 15/F-23/F & 25/F-31/F						32樓 32/F		
		A	B	C	D	E	F	A	B	C	D	E	F	A	B	C
大門入口 Main Entrance	門鈴按鈕 Door bell push button	1	1	1	1	1	1	1	1	1	1	1	1	1	1	1
客廳/飯廳 Living Room / Dining Room	電視/電台天線接駁位 TV/FM outlet	2	2	2	2	2	2	2	2	2	2	2	2	2	2	2
	電話接駁位 Telephone outlet	2	2	2	2	2	2	2	2	2	2	2	2	2	2	2
	互聯網接駁位 Internet connection point	3	3	-	-	-	-	3	3	-	-	-	-	3	3	3
	雙位電插座 Twin socket outlet	3	3	2	2	2	2	3	3	2	2	2	2	5	3	3
	單位電插座 Single socket outlet	-	-	1	-	-	-	-	-	1	-	-	-	-	-	2
	單位電插座（連USB插座）Single socket outlet (with USB socket)	-	-	-	-	1	-	-	-	-	-	1	-	-	-	-
	空調機開關掣 Switch for air-conditioner unit	2	2	1	1	1	1	2	2	1	1	1	1	3	2	3
	電窗簾預留接駁位 Reserved connection point for electric curtain	1	-	-	-	-	-	1	-	-	-	-	-	2	1	1
	抽氣扇開關掣 Exhaust fan switch	2	2	2	-	-	-	2	2	2	-	-	-	2	2	2
	總電掣箱 Miniature circuit breakers board	-	-	-	-	1	-	-	-	-	-	1	-	-	-	-
	燈掣 Lighting switch	5	5	5	5	5	5	5	5	5	5	5	5	8	8	8
	燈位 Lighting point	7	4	3	4	4	4	7	4	3	4	4	4	7	6	11
	門鐘 Door bell	-	-	-	1	1	1	-	-	-	1	1	1	-	-	-
	保安系統保險菲士蘇 Fused spur unit for security system	-	-	-	1	1	1	-	-	-	-	-	-	-	-	-
	保安系統面板 Security system panel	-	-	-	1	1	1	-	-	-	-	-	-	-	-	-
	保安系統閃燈警鐘 Audio visual security alarm	-	-	-	1	1	1	-	-	-	-	-	-	-	-	-
	保安系統開關掣 Switch for security system	-	-	-	1	1	1	-	-	-	-	-	-	-	-	-
	視像對講機 Video door phone	1	1	1	1	1	1	1	1	1	1	1	1	1	1	1
	煙霧探測器及蜂鳴底座 Smoke detector with sounder base	-	-	-	1	1	1	-	-	-	1	1	1	-	-	-
	調光系統單位電插座 Single socket outlet for dimming system	-	-	-	-	-	-	-	-	-	-	-	-	1	1	1

備註：
1. 上表所顯示的“1, 2, ...”表示提供於該住宅物業內的裝置數量。
2. 上表"-"代表不適用。
3. 第1座（1A及1B）不設13樓、14樓及24樓，9樓為庇護層。
4. 第2座（2A及2B）不設13樓、14樓、24樓及34樓，9樓為庇護層。

Notes:
1. “1, 2, ...” as shown in the schedule above denotes the quantity of such provision(s) provided in the residential unit.
2. The symbol "-" as shown in the schedule above denotes "Not applicable".
3. 13/F, 14/F and 24/F are omitted in Tower 1 (1A and 1B) and 9/F is refuge floor.
4. 13/F, 14/F, 24/F and 34/F are omitted in Tower 2 (2A and 2B) and 9/F is refuge floor.

住宅物業機電裝置數量說明表
Schedule of Mechanical & Electrical Provisions of Residential Properties

位置 Location	描述 Description	第1座 (1B) Tower 1 (1B)														
		5樓 5/F						6樓至8樓、10樓至12樓、15樓至23樓及25樓至31樓 6/F-8/F, 10/F-12/F, 15/F-23/F & 25/F-31/F						32樓 32/F		
		A	B	C	D	E	F	A	B	C	D	E	F	A	B	C
主人睡房 Master Bedroom	電視/電台天線接駁位 TV/FM outlet	1	1	1	1	1	1	1	1	1	1	1	1	1	1	1
	電話接駁位 Telephone outlet	1	1	1	1	1	1	1	1	1	1	1	1	1	1	1
	互聯網接駁位 Internet connection point	1	1	-	-	-	-	1	1	-	-	-	-	1	1	1
	單位電插座 Single socket outlet	3	3	2	2	2	2	3	3	2	2	2	2	3	3	4
	單位電插座（連USB插座）Single socket outlet (with USB socket)	1	1	1	1	1	1	1	1	1	1	1	1	1	1	1
	空調機開關掣 Switch for air-conditioner unit	1	1	1	1	1	1	1	1	1	1	1	1	2	1	1
	電窗簾預留接駁位 Reserved connection point for electric curtain	1	-	-	-	-	-	1	-	-	-	-	-	1	1	1
	燈掣 Lighting switch	2	2	2	1	1	1	2	3	3	2	1	2	2	3	2
	燈位 Lighting point	2	1	1	1	1	1	2	1	1	1	1	1	2	1	1
睡房 Bedroom	電視/電台天線接駁位 TV/FM outlet	-	-	1	1	1	1	-	-	1	1	1	1	-	-	-
	電話接駁位 Telephone outlet	-	-	1	1	1	1	-	-	1	1	1	1	-	-	-
	單位電插座 Single socket outlet	-	-	1	1	1	1	-	-	1	1	1	1	-	-	-
	單位電插座（連USB插座）Single socket outlet (with USB socket)	-	-	1	1	1	1	-	-	1	1	1	1	-	-	-
	空調機開關掣 Switch for air-conditioner unit	-	-	1	1	1	1	-	-	1	1	1	1	-	-	-
	燈掣 Lighting switch	-	-	1	1	1	1	-	-	1	1	1	1	-	-	-
	燈位 Lighting point	-	-	1	1	1	1	-	-	1	1	1	1	-	-	-
睡房1 Bedroom 1	電視/電台天線接駁位 TV/FM outlet	1	1	-	-	-	-	1	1	-	-	-	-	1	1	1
	電話接駁位 Telephone outlet	1	1	-	-	-	-	1	1	-	-	-	-	1	1	1
	互聯網接駁位 Internet connection point	1	1	-	-	-	-	1	1	-	-	-	-	1	1	1
	單位電插座 Single socket outlet	1	1	-	-	-	-	1	1	-	-	-	-	3	1	1
	單位電插座（連USB插座）Single socket outlet (with USB socket)	1	1	-	-	-	-	1	1	-	-	-	-	1	1	1
	空調機開關掣 Switch for air-conditioner unit	1	1	-	-	-	-	1	1	-	-	-	-	1	1	1
	電窗簾預留接駁位 Reserved connection point for electric curtain	1	-	-	-	-	-	1	-	-	-	-	-	1	1	1
	燈掣 Lighting switch	2	1	-	-	-	-	2	1	-	-	-	-	3	1	1
	抽氣扇開關掣 Exhaust fan switch	1	-	-	-	-	-	1	-	-	-	-	-	1	-	-
	燈位 Lighting point	1	1	-	-	-	-	1	1	-	-	-	-	1	1	1

備註：
1. 上表所顯示的“1, 2, ...”表示提供於該住宅物業內的裝置數量。
2. 上表"-"代表不適用。
3. 第1座（1A及1B）不設13樓、14樓及24樓，9樓為庇護層。
4. 第2座（2A及2B）不設13樓、14樓、24樓及34樓，9樓為庇護層。

Notes:
1. “1, 2, ...” as shown in the schedule above denotes the quantity of such provision(s) provided in the residential unit.
2. The symbol "-" as shown in the schedule above denotes "Not applicable".
3. 13/F, 14/F and 24/F are omitted in Tower 1 (1A and 1B) and 9/F is refuge floor.
4. 13/F, 14/F, 24/F and 34/F are omitted in Tower 2 (2A and 2B) and 9/F is refuge floor.

住宅物業機電裝置數量說明表
Schedule of Mechanical & Electrical Provisions of Residential Properties

位置 Location	描述 Description	第1座 (1B) Tower 1 (1B)														
		5樓 5/F						6樓至8樓、10樓至12樓、15樓至23樓及25樓至31樓 6/F-8/F, 10/F-12/F, 15/F-23/F & 25/F-31/F						32樓 32/F		
		A	B	C	D	E	F	A	B	C	D	E	F	A	B	C
睡房2 Bedroom 2	電視/電台天線接駁位 TV/FM outlet	1	1	-	-	-	-	1	1	-	-	-	-	1	1	1
	電話接駁位 Telephone outlet	1	1	-	-	-	-	1	1	-	-	-	-	1	1	1
	互聯網接駁位 Internet connection point	1	1	-	-	-	-	1	1	-	-	-	-	1	1	1
	單位電插座 Single socket outlet	1	1	-	-	-	-	1	1	-	-	-	-	1	1	1
	單位電插座（連USB插座）Single socket outlet (with USB socket)	1	1	-	-	-	-	1	1	-	-	-	-	1	1	1
	空調機開關掣 Switch for air-conditioner unit	1	1	-	-	-	-	1	1	-	-	-	-	1	1	1
	電窗簾預留接駁位 Reserved connection point for electric curtain	1	-	-	-	-	-	1	-	-	-	-	-	1	1	1
	燈掣 Lighting switch	1	1	-	-	-	-	1	1	-	-	-	-	2	1	1
	抽氣扇開關掣 Exhaust fan switch	-	-	-	-	-	-	-	-	-	-	-	-	1	-	-
	燈位 Lighting point	1	1	-	-	-	-	1	1	-	-	-	-	1	1	1
睡房3 Bedroom 3	電視/電台天線接駁位 TV/FM outlet	1	-	-	-	-	-	1	-	-	-	-	-	1	-	-
	電話接駁位 Telephone outlet	1	-	-	-	-	-	1	-	-	-	-	-	1	-	-
	互聯網接駁位 Internet connection point	1	-	-	-	-	-	1	-	-	-	-	-	1	-	-
	單位電插座 Single socket outlet	1	-	-	-	-	-	1	-	-	-	-	-	1	-	-
	單位電插座（連USB插座）Single socket outlet (with USB socket)	1	-	-	-	-	-	1	-	-	-	-	-	1	-	-
	空調機開關掣 Switch for air-conditioner unit	1	-	-	-	-	-	1	-	-	-	-	-	1	-	-
	電窗簾預留接駁位 Reserved connection point for electric curtain	1	-	-	-	-	-	1	-	-	-	-	-	1	-	-
	燈掣 Lighting switch	1	-	-	-	-	-	1	-	-	-	-	-	1	-	-
	燈位 Lighting point	1	-	-	-	-	-	1	-	-	-	-	-	1	-	-
主人浴室 Master Bathroom	單位電插座（鏡櫃內）Single socket outlet (at mirror cabinet)	1	1	1	-	-	-	1	1	1	-	-	-	1	1	1
	煤氣熱水爐溫度控制器 Towngas water heater temperature controller	-	-	1	-	-	-	-	-	1	-	-	-	-	-	-
	燈位 Lighting point	5	3	3	-	-	-	5	3	3	-	-	-	6	3	3
	換氣暖風機隔離開關掣 Isolator for thermo ventilator	1	1	1	-	-	-	1	1	1	-	-	-	1	1	1
	電熱水爐隔離開關掣 Isolator for electric water heater	1	1	-	-	-	-	1	1	-	-	-	-	1	1	1
	鏡子加熱器保險菲士蘇 Fused spur unit for mirror heater	-	-	-	-	-	-	-	-	-	-	-	-	1	1	1

備註：
1. 上表所顯示的“1, 2, ...”表示提供於該住宅物業內的裝置數量。
2. 上表"-"代表不適用。
3. 第1座（1A及1B）不設13樓、14樓及24樓，9樓為庇護層。
4. 第2座（2A及2B）不設13樓、14樓、24樓及34樓，9樓為庇護層。

Notes:
1. “1, 2, ...” as shown in the schedule above denotes the quantity of such provision(s) provided in the residential unit.
2. The symbol "-" as shown in the schedule above denotes "Not applicable".
3. 13/F, 14/F and 24/F are omitted in Tower 1 (1A and 1B) and 9/F is refuge floor.
4. 13/F, 14/F, 24/F and 34/F are omitted in Tower 2 (2A and 2B) and 9/F is refuge floor.

住宅物業機電裝置數量說明表
Schedule of Mechanical & Electrical Provisions of Residential Properties

位置 Location	描述 Description	第1座 (1B) Tower 1 (1B)														
		5樓 5/F						6樓至8樓、10樓至12樓、15樓至23樓及25樓至31樓 6/F-8/F, 10/F-12/F, 15/F-23/F & 25/F-31/F						32樓 32/F		
		A	B	C	D	E	F	A	B	C	D	E	F	A	B	C
浴室 Bathroom	單位電插座（鏡櫃內）Single socket outlet (at mirror cabinet)	-	1	1	1	1	1	-	1	1	1	1	1	-	1	1
	煤氣熱水爐溫度控制器 Towngas water heater temperature controller	-	1	1	-	-	-	-	1	1	-	-	-	-	1	1
	燈位 Lighting point	-	3	3	3	3	3	-	3	3	3	3	3	-	3	3
	抽氣扇保險菲士蘇 Fused spur unit for exhaust fan	-	1	1	-	-	-	-	1	1	-	-	-	-	1	1
	換氣暖風機隔離開關掣 Isolator for thermo ventilator	-	-	-	1	1	1	-	-	-	1	1	1	-	-	-
	電熱水爐隔離開關掣 Isolator for electric water heater	-	-	-	1	1	1	-	-	-	1	1	1	-	-	-
	鏡子加熱器保險菲士蘇 Fused spur unit for mirror heater	-	-	-	-	-	-	-	-	-	-	-	-	-	1	1
浴室1 Bathroom 1	單位電插座（鏡櫃內）Single socket outlet (at mirror cabinet)	1	-	-	-	-	-	1	-	-	-	-	-	1	-	-
	煤氣熱水爐溫度控制器 Towngas water heater temperature controller	1	-	-	-	-	-	1	-	-	-	-	-	1	-	-
	燈位 Lighting point	3	-	-	-	-	-	3	-	-	-	-	-	3	-	-
	鏡子加熱器保險菲士蘇 Fused spur unit for mirror heater	-	-	-	-	-	-	-	-	-	-	-	-	1	-	-
	抽氣扇保險菲士蘇 Fused spur unit for exhaust fan	1	-	-	-	-	-	1	-	-	-	-	-	1	-	-
浴室2 Bathroom 2	單位電插座（鏡櫃內）Single socket outlet (at mirror cabinet)	1	-	-	-	-	-	1	-	-	-	-	-	1	-	-
	煤氣熱水爐溫度控制器 Towngas water heater temperature controller	1	-	-	-	-	-	1	-	-	-	-	-	-	-	-
	燈位 Lighting point	3	-	-	-	-	-	3	-	-	-	-	-	3	-	-
	鏡子加熱器保險菲士蘇 Fused spur unit for mirror heater	-	-	-	-	-	-	-	-	-	-	-	-	1	-	-
	抽氣扇保險菲士蘇 Fused spur unit for exhaust fan	1	-	-	-	-	-	1	-	-	-	-	-	1	-	-
	電熱水爐隔離開關掣 Isolator for electric water heater	-	-	-	-	-	-	-	-	-	-	-	-	1	-	-
浴室3 Bathroom 3	單位電插座 Single socket outlet	-	-	-	-	-	-	-	-	-	-	-	-	1	-	-
	煤氣熱水爐溫度控制器 Towngas water heater temperature controller	-	-	-	-	-	-	-	-	-	-	-	-	1	-	-
	燈位 Lighting point	-	-	-	-	-	-	-	-	-	-	-	-	3	-	-
	鏡子加熱器保險菲士蘇 Fused spur unit for mirror heater	-	-	-	-	-	-	-	-	-	-	-	-	1	-	-
	抽氣扇保險菲士蘇 Fused spur unit for exhaust fan	-	-	-	-	-	-	-	-	-	-	-	-	1	-	-

備註：
1. 上表所顯示的“1, 2, ...”表示提供於該住宅物業內的裝置數量。
2. 上表"-"代表不適用。
3. 第1座（1A及1B）不設13樓、14樓及24樓，9樓為庇護層。
4. 第2座（2A及2B）不設13樓、14樓、24樓及34樓，9樓為庇護層。

Notes:
1. “1, 2, ...” as shown in the schedule above denotes the quantity of such provision(s) provided in the residential unit.
2. The symbol "-" as shown in the schedule above denotes "Not applicable".
3. 13/F, 14/F and 24/F are omitted in Tower 1 (1A and 1B) and 9/F is refuge floor.
4. 13/F, 14/F, 24/F and 34/F are omitted in Tower 2 (2A and 2B) and 9/F is refuge floor.

住宅物業機電裝置數量說明表
Schedule of Mechanical & Electrical Provisions of Residential Properties

位置 Location	描述 Description	第1座 (1B) Tower 1 (1B)														
		5樓 5/F						6樓至8樓、10樓至12樓、15樓至23樓及25樓至31樓 6/F-8/F, 10/F-12/F, 15/F-23/F & 25/F-31/F						32樓 32/F		
		A	B	C	D	E	F	A	B	C	D	E	F	A	B	C
開放式廚房 Open Kitchen	暗藏式灑水器 Concealed type sprinkler	-	-	-	1	1	1	-	-	-	1	1	1	-	-	-
	雙位電插座 Twin socket outlet	-	-	-	2	2	2	-	-	-	2	2	2	-	-	-
	廚房電器單位電插座 Single socket outlet for kitchen appliances	-	-	-	2	2	2	-	-	-	2	2	2	-	-	-
	抽油煙機保險菲士蘇 Fused spur for cooker hood	-	-	-	1	1	1	-	-	-	1	1	1	-	-	-
	蒸焗爐雙極開關掣 Double pole switch for combi-steam oven	-	-	-	1	1	1	-	-	-	1	1	1	-	-	-
	蒸焗爐接線座 Connection unit for combi-steam oven	-	-	-	1	1	1	-	-	-	1	1	1	-	-	-
	電磁爐雙極開關掣 Double pole switch for induction hob	-	-	-	1	1	1	-	-	-	1	1	1	-	-	-
	電磁爐接線座 Connection unit for induction hob	-	-	-	1	1	1	-	-	-	1	1	1	-	-	-
	燈位 Lighting point	-	-	-	2	2	2	-	-	-	2	2	2	-	-	-
	總電掣箱 Miniature circuit breakers board	-	-	-	1	-	1	-	-	-	1	-	1	-	-	-
	洗衣乾衣機來水位 Water inlet connection point for washer dryer	-	-	-	1	1	1	-	-	-	1	1	1	-	-	-
	洗衣乾衣機去水位 Water outlet connection point for washer dryer	-	-	-	1	1	1	-	-	-	1	1	1	-	-	-
廚房 Kitchen	電話接駁位 Telephone outlet	-	-	-	-	-	-	-	-	-	-	-	-	1	1	1
	雙位電插座 Twin socket outlet	2	2	2	-	-	-	2	2	2	-	-	-	2	2	2
	廚房電器單位電插座 Single socket outlet for kitchen appliances	5	3	2	-	-	-	5	3	2	-	-	-	5	5	1
	焗爐雙極開關掣 Double pole switch for oven	1	-	-	-	-	-	1	-	-	-	-	-	1	1	-
	焗爐接線座 Connection unit for oven	1	-	-	-	-	-	1	-	-	-	-	-	1	1	-
	電磁爐雙極開關掣 Double pole switch for induction hob	1	1	1	-	-	-	1	1	1	-	-	-	1	1	1
	電磁爐接線座 Connection unit for induction hob	1	1	1	-	-	-	1	1	1	-	-	-	1	1	1
	蒸焗爐雙極開關掣 Double pole switch for combi-steam oven	-	1	1	-	-	-	-	1	1	-	-	-	-	-	1
	蒸焗爐接線座 Connection unit for combi-steam oven	-	1	1	-	-	-	-	1	1	-	-	-	-	-	1
	抽油煙機保險菲士蘇 Fused spur for cooker hood	1	1	1	-	-	-	1	1	1	-	-	-	1	1	1

備註：
1. 上表所顯示的“1, 2, ...”表示提供於該住宅物業內的裝置數量。
2. 上表"-"代表不適用。
3. 第1座（1A及1B）不設13樓、14樓及24樓，9樓為庇護層。
4. 第2座（2A及2B）不設13樓、14樓、24樓及34樓，9樓為庇護層。

Notes:
1. “1, 2, ...” as shown in the schedule above denotes the quantity of such provision(s) provided in the residential unit.
2. The symbol "-" as shown in the schedule above denotes "Not applicable".
3. 13/F, 14/F and 24/F are omitted in Tower 1 (1A and 1B) and 9/F is refuge floor.
4. 13/F, 14/F, 24/F and 34/F are omitted in Tower 2 (2A and 2B) and 9/F is refuge floor.

住宅物業機電裝置數量說明表
Schedule of Mechanical & Electrical Provisions of Residential Properties

位置 Location	描述 Description	第1座 (1B) Tower 1 (1B)														
		5樓 5/F						6樓至8樓、10樓至12樓、15樓至23樓及25樓至31樓 6/F-8/F, 10/F-12/F, 15/F-23/F & 25/F-31/F						32樓 32/F		
		A	B	C	D	E	F	A	B	C	D	E	F	A	B	C
廚房 Kitchen	煤氣熱水爐保險菲士蘇 Fused spur for gas water heater	1	1	1	-	-	-	1	1	1	-	-	-	1	1	1
	氣體煮食爐保險菲士蘇 Fused spur unit for gas hob	2	2	1	-	-	-	2	2	1	-	-	-	2	2	2
	燈位 Lighting point	3	3	3	-	-	-	3	3	3	-	-	-	5	2	3
	門鐘 Door bell	1	1	1	-	-	-	1	1	1	-	-	-	1	1	1
	保安系統開關掣 Switch for security system	-	-	1	-	-	-	-	-	-	-	-	-	-	-	-
	保安系統閃燈警鐘 Audio visual security alarm	-	-	1	-	-	-	-	-	-	-	-	-	-	-	-
	保安系統保險菲士蘇 Fused spur unit for security system	-	-	1	-	-	-	-	-	-	-	-	-	-	-	-
	保安系統面板 Security system panel	-	-	1	-	-	-	-	-	-	-	-	-	-	-	-
	總電掣箱 Miniature circuit breakers board	-	-	1	-	-	-	-	-	1	-	-	-	-	-	-
	洗衣乾衣機來水位 Water inlet connection point for washer dryer	-	1	1	-	-	-	-	1	1	-	-	-	-	1	-
	洗衣乾衣機去水位 Water outlet connection point for washer dryer	-	1	1	-	-	-	-	1	1	-	-	-	-	1	-
	洗碗碟機來水位 Water inlet connection point for dishwasher	1	-	-	-	-	-	1	-	-	-	-	-	1	-	-
	洗碗碟機去水位 Water outlet connection point for dishwasher	1	-	-	-	-	-	1	-	-	-	-	-	1	-	-
	抽氣扇保險菲士蘇 Fused spur unit for exhaust fan	1	1	1	-	-	-	1	1	1	-	-	-	1	1	1
	空調開關掣 Switch for air-conditioner unit	-	-	-	-	-	-	-	-	-	-	-	-	1	1	1
	熱水爐保險菲士蘇 Fused spur unit for gas water heater	1	1	1	-	-	-	1	1	1	-	-	-	1	1	1

備註：
1. 上表所顯示的“1, 2, ...”表示提供於該住宅物業內的裝置數量。
2. 上表"-"代表不適用。
3. 第1座（1A及1B）不設13樓、14樓及24樓，9樓為庇護層。
4. 第2座（2A及2B）不設13樓、14樓、24樓及34樓，9樓為庇護層。

Notes:
1. “1, 2, ...” as shown in the schedule above denotes the quantity of such provision(s) provided in the residential unit.
2. The symbol "-" as shown in the schedule above denotes "Not applicable".
3. 13/F, 14/F and 24/F are omitted in Tower 1 (1A and 1B) and 9/F is refuge floor.
4. 13/F, 14/F, 24/F and 34/F are omitted in Tower 2 (2A and 2B) and 9/F is refuge floor.

住宅物業機電裝置數量說明表
Schedule of Mechanical & Electrical Provisions of Residential Properties

位置 Location	描述 Description	第1座 (1B) Tower 1 (1B)														
		5樓 5/F						6樓至8樓、10樓至12樓、15樓至23樓及25樓至31樓 6/F-8/F, 10/F-12/F, 15/F-23/F & 25/F-31/F						32樓 32/F		
		A	B	C	D	E	F	A	B	C	D	E	F	A	B	C
士多房 Store	調光系統 Dimmer system	-	-	-	-	-	-	-	-	-	-	-	-	-	1	1
	調光系統互聯網接駁位 Internet connection point for dimmer system	-	-	-	-	-	-	-	-	-	-	-	-	-	1	1
	調光系統單位電插座 Single socket outlet for dimmer system	-	-	-	-	-	-	-	-	-	-	-	-	-	1	1
	總電掣箱 Miniature circuit breakers board	1	1	-	-	-	-	1	1	-	-	-	-	-	1	1
	單位電插座 Single socket outlet	1	1	-	-	-	-	1	1	-	-	-	-	-	-	1
	燈掣 Lighting switch	2	1	-	-	-	-	2	1	-	-	-	-	-	1	1
	燈位 Lighting point	1	1	-	-	-	-	1	1	-	-	-	-	-	1	1
	抽氣扇開關掣 Exhaust fan switch	1	1	-	-	-	-	1	1	-	-	-	-	-	1	1
	乾衣機單位電插座 Single socket outlet for dryer	1	-	-	-	-	-	1	-	-	-	-	-	-	-	-
	洗衣機單位電插座 Single socket outlet for washer	1	-	-	-	-	-	1	-	-	-	-	-	-	-	1
	保安系統保險菲士蘇 Fused spur unit for security system	1	1	-	-	-	-	-	-	-	-	-	-	-	-	-
	保安系統面板 Security system panel	1	1	-	-	-	-	-	-	-	-	-	-	-	-	-
	保安系統開關掣 Switch for security system	1	1	-	-	-	-	-	-	-	-	-	-	-	-	-
	保安系統閃燈警鐘 Audio visual security alarm	1	1	-	-	-	-	-	-	-	-	-	-	-	-	-
	空調機開關掣 Switch for air-conditioner unit	1	1	-	-	-	-	1	1	-	-	-	-	-	1	1
	洗衣機來水位 Water inlet connection point for washer	1	-	-	-	-	-	1	-	-	-	-	-	-	-	1
	洗衣機去水位 Water outlet connection point for washer	1	-	-	-	-	-	1	-	-	-	-	-	-	-	1

備註：
1. 上表所顯示的“1, 2, ...”表示提供於該住宅物業內的裝置數量。
2. 上表"-"代表不適用。
3. 第1座（1A及1B）不設13樓、14樓及24樓，9樓為庇護層。
4. 第2座（2A及2B）不設13樓、14樓、24樓及34樓，9樓為庇護層。

Notes:
1. “1, 2, ...” as shown in the schedule above denotes the quantity of such provision(s) provided in the residential unit.
2. The symbol "-" as shown in the schedule above denotes "Not applicable".
3. 13/F, 14/F and 24/F are omitted in Tower 1 (1A and 1B) and 9/F is refuge floor.
4. 13/F, 14/F, 24/F and 34/F are omitted in Tower 2 (2A and 2B) and 9/F is refuge floor.

住宅物業機電裝置數量說明表
Schedule of Mechanical & Electrical Provisions of Residential Properties

位置 Location	描述 Description	第1座 (1B) Tower 1 (1B)														
		5樓 5/F						6樓至8樓、10樓至12樓、15樓至23樓及25樓至31樓 6/F-8/F, 10/F-12/F, 15/F-23/F & 25/F-31/F						32樓 32/F		
		A	B	C	D	E	F	A	B	C	D	E	F	A	B	C
士多房1 Store 1	調光系統 Dimmer system	-	-	-	-	-	-	-	-	-	-	-	-	1	-	-
	調光系統互聯網接駁位 Internet connection point for dimmer system	-	-	-	-	-	-	-	-	-	-	-	-	1	-	-
	調光系統單位電插座 Single socket outlet for dimmer system	-	-	-	-	-	-	-	-	-	-	-	-	1	-	-
	總電掣箱 Miniature circuit breakers board	-	-	-	-	-	-	-	-	-	-	-	-	1	-	-
	燈掣 Lighting switch	-	-	-	-	-	-	-	-	-	-	-	-	2	-	-
	燈位 Lighting point	-	-	-	-	-	-	-	-	-	-	-	-	1	-	-
	抽氣扇開關掣 Exhaust fan switch	-	-	-	-	-	-	-	-	-	-	-	-	1	-	-
	空調機開關掣 Switch for air-conditioner unit	-	-	-	-	-	-	-	-	-	-	-	-	1	-	-
	洗衣機來水位 Water inlet connection point for washer	-	-	-	-	-	-	-	-	-	-	-	-	1	-	-
	洗衣機去水位 Water outlet connection point for washer	-	-	-	-	-	-	-	-	-	-	-	-	1	-	-
士多房2 Store 2	燈掣 Lighting switch	-	-	-	-	-	-	-	-	-	-	-	-	1	-	-
	燈位 Lighting point	-	-	-	-	-	-	-	-	-	-	-	-	1	-	-
洗手間 Lavtory	燈位 Lighting point	1	1	-	-	-	-	1	1	-	-	-	-	1	1	1
	煤氣熱水爐溫度控制器 Towngas water heater temperature controller	1	1	-	-	-	-	1	1	-	-	-	-	1	-	1
	抽氣扇保險菲士蘇 Fused spur unit for exhaust fan	1	1	-	-	-	-	1	1	-	-	-	-	1	1	1
露台 Balcony	燈位 Lighting point	-	-	-	-	-	-	1	1	1	1	1	1	2	1	1
工作平台 Utility Platform	燈位 Lighting point	-	-	-	-	-	-	1	1	1	1	1	1	-	1	1
平台 Flat Roof	燈位 Lighting point	-	-	-	-	-	-	-	-	-	-	-	-	11	-	-
	防水單位電插座 Waterproof single socket outlet	-	-	-	-	-	-	-	-	-	-	-	-	1	-	-

備註：
1. 上表所顯示的“1, 2, ...”表示提供於該住宅物業內的裝置數量。
2. 上表"-"代表不適用。
3. 第1座（1A及1B）不設13樓、14樓及24樓，9樓為庇護層。
4. 第2座（2A及2B）不設13樓、14樓、24樓及34樓，9樓為庇護層。

Notes:
1. “1, 2, ...” as shown in the schedule above denotes the quantity of such provision(s) provided in the residential unit.
2. The symbol "-" as shown in the schedule above denotes "Not applicable".
3. 13/F, 14/F and 24/F are omitted in Tower 1 (1A and 1B) and 9/F is refuge floor.
4. 13/F, 14/F, 24/F and 34/F are omitted in Tower 2 (2A and 2B) and 9/F is refuge floor.

住宅物業機電裝置數量說明表
Schedule of Mechanical & Electrical Provisions of Residential Properties

位置 Location	描述 Description	第1座 (1B) Tower 1 (1B)														
		5樓 5/F						6樓至8樓、10樓至12樓、15樓至23樓及25樓至31樓 6/F-8/F, 10/F-12/F, 15/F-23/F & 25/F-31/F						32樓 32/F		
		A	B	C	D	E	F	A	B	C	D	E	F	A	B	C
私人天台 Private Roof	防水單位電插座 Waterproof single socket outlet	-	-	-	-	-	-	-	-	-	-	-	-	2	2	2
	室外空調機隔離開關掣 Isolator for outdoor air-conditioner unit	-	-	-	-	-	-	-	-	-	-	-	-	3	2	2
	燈掣 Lighting switch	-	-	-	-	-	-	-	-	-	-	-	-	1	1	1
	燈位 Lighting point	-	-	-	-	-	-	-	-	-	-	-	-	16	17	19
	消防喉轆 Fire services hose reel	-	-	-	-	-	-	-	-	-	-	-	-	1	1	1
	消防撳手 Fire services breakglass unit	-	-	-	-	-	-	-	-	-	-	-	-	1	1	1
	消防警鐘 Fire services alarm bell	-	-	-	-	-	-	-	-	-	-	-	-	1	1	1
私人花園 Private Garden	防水單位電插座 Waterproof single socket outlet	2	2	2	2	2	2	-	-	-	-	-	-	-	-	-
	動作傳感器 Motion sensor	2	1	1	1	2	1	-	-	-	-	-	-	-	-	-
	燈位 Lighting point	4	5	5	2	7	4	-	-	-	-	-	-	-	-	-
	洗滌盆去水位 Water outlet connection point for sink	1	1	1	1	1	1	-	-	-	-	-	-	-	-	-
	洗滌盆來水位 Water inlet connection point for sink	1	1	1	1	1	1	-	-	-	-	-	-	-	-	-
空調機平台 Air-Conditioner Platform	室外空調機隔離開關掣 Isolator for outdoor air-conditioner unit	-	-	-	-	-	-	4	3	2	2	2	2	-	-	-
鋼筋混凝土基座 Reinforced Concrete Plinth	室外空調機隔離開關掣 Isolator for outdoor air-conditioner unit	4	3	1	2	2	1	-	-	-	-	-	-	-	-	-

備註：
1. 上表所顯示的“1, 2, ...”表示提供於該住宅物業內的裝置數量。
2. 上表"-"代表不適用。
3. 第1座（1A及1B）不設13樓、14樓及24樓，9樓為庇護層。
4. 第2座（2A及2B）不設13樓、14樓、24樓及34樓，9樓為庇護層。

Notes:
1. “1, 2, ...” as shown in the schedule above denotes the quantity of such provision(s) provided in the residential unit.
2. The symbol "-" as shown in the schedule above denotes "Not applicable".
3. 13/F, 14/F and 24/F are omitted in Tower 1 (1A and 1B) and 9/F is refuge floor.
4. 13/F, 14/F, 24/F and 34/F are omitted in Tower 2 (2A and 2B) and 9/F is refuge floor.

住宅物業機電裝置數量說明表
Schedule of Mechanical & Electrical Provisions of Residential Properties

位置 Location	描述 Description	第2座 (2A) Tower 2 (2A)														
		5樓 5/F						6樓至8樓、10樓至12樓、15樓至23樓、25樓至33樓及35樓至37樓 6/F-8/F, 10/F-12/F, 15/F-23/F, 25/F-33/F & 35/F-37/F						38樓 38/F		
		A	B	C	D	E	F	A	B	C	D	E	F	A	B	C
大門入口 Main Entrance	門鈴按鈕 Door bell push button	1	1	1	1	1	1	1	1	1	1	1	1	1	1	1
客廳/飯廳 Living Room / Dining Room	電視/電台天線接駁位 TV/FM outlet	2	2	2	2	2	2	2	2	2	2	2	2	2	2	2
	電話接駁位 Telephone outlet	2	2	2	2	2	2	2	2	2	2	2	2	2	2	2
	互聯網接駁位 Internet connection point	3	3	3	3	-	-	3	3	3	3	-	-	3	3	3
	雙位電插座 Twin socket outlet	3	3	3	3	2	2	3	3	3	3	2	2	3	3	3
	單位電插座 Single socket outlet	-	-	-	-	-	1	-	-	-	-	-	1	-	1	-
	單位電插座（連USB插座）Single socket outlet (with USB socket)	-	-	-	-	1	-	-	-	-	-	1	-	-	-	-
	空調機開關掣 Switch for air-conditioner unit	2	2	2	2	1	1	2	2	2	2	1	1	4	2	3
	電窗簾預留接駁位 Reserved connection point for electric curtain	-	-	-	-	-	-	-	-	-	-	-	-	3	3	1
	抽氣扇開關掣 Exhaust fan switch	2	2	2	2	-	1	2	2	2	2	-	1	2	1	2
	總電掣箱 Miniature circuit breakers board	-	-	-	-	1	-	-	-	-	-	1	-	-	-	-
	燈掣 Lighting switch	5	5	5	5	3	5	5	5	5	5	4	5	8	5	9
	燈位 Lighting point	5	4	4	5	2	4	5	4	4	5	2	4	13	8	10
	門鐘 Door bell	-	-	-	-	1	-	-	-	-	-	1	-	-	-	-
	視像對講機 Video door phone	1	1	1	1	1	1	1	1	1	1	1	1	1	1	1
	煙霧探測器及蜂鳴底座 Smoke detector with sounder base	-	-	-	-	1	-	-	-	-	-	1	-	-	-	-
	調光系統單位電插座 Single socket outlet for dimming system	-	-	-	-	-	-	-	-	-	-	-	-	1	-	1
走廊 Corridor	單位電插座 Single socket outlet	-	-	-	-	-	-	-	-	-	-	-	-	-	1	-
	燈掣 Lighting switch	-	-	-	-	-	-	-	-	-	-	-	-	-	3	-
	燈位 Lighting point	-	-	-	-	-	-	-	-	-	-	-	-	-	2	-
	抽氣扇開關掣 Exhaust fan switch	-	-	-	-	-	-	-	-	-	-	-	-	-	1	-
	調光系統單位電插座 Single socket outlet for dimming system	-	-	-	-	-	-	-	-	-	-	-	-	-	1	-

備註：
1. 上表所顯示的“1, 2, ...”表示提供於該住宅物業內的裝置數量。
2. 上表"-"代表不適用。
3. 第1座（1A及1B）不設13樓、14樓及24樓，9樓為庇護層。
4. 第2座（2A及2B）不設13樓、14樓、24樓及34樓，9樓為庇護層。

Notes:
1. “1, 2, ...” as shown in the schedule above denotes the quantity of such provision(s) provided in the residential unit.
2. The symbol "-" as shown in the schedule above denotes "Not applicable".
3. 13/F, 14/F and 24/F are omitted in Tower 1 (1A and 1B) and 9/F is refuge floor.
4. 13/F, 14/F, 24/F and 34/F are omitted in Tower 2 (2A and 2B) and 9/F is refuge floor.

住宅物業機電裝置數量說明表
Schedule of Mechanical & Electrical Provisions of Residential Properties

位置 Location	描述 Description	第2座 (2A) Tower 2 (2A)														
		5樓 5/F						6樓至8樓、10樓至12樓、15樓至23樓、25樓至33樓及35樓至37樓 6/F-8/F, 10/F-12/F, 15/F-23/F, 25/F-33/F & 35/F-37/F						38樓 38/F		
		A	B	C	D	E	F	A	B	C	D	E	F	A	B	C
主人睡房 Master Bedroom	電視/電台天線接駁位 TV/FM outlet	1	1	1	1	-	1	1	1	1	1	-	1	1	1	1
	電話接駁位 Telephone outlet	1	1	1	1	-	1	1	1	1	1	-	1	1	1	1
	互聯網接駁位 Internet connection point	1	1	1	1	-	-	1	1	1	1	-	-	1	1	1
	單位電插座 Single socket outlet	3	3	3	3	-	2	3	3	3	3	-	2	3	3	3
	單位電插座（連USB插座）Single socket outlet (with USB socket)	1	1	1	1	-	1	1	1	1	1	-	1	1	1	1
	空調機開關掣 Switch for air-conditioner unit	1	1	1	1	-	1	1	1	1	1	-	1	2	2	2
	電窗簾預留接駁位 Reserved connection point for electric curtain	-	-	-	-	-	-	-	-	-	-	-	-	1	1	1
	燈掣 Lighting switch	2	2	2	2	-	1	3	3	3	3	-	1	3	3	2
	燈位 Lighting point	1	1	1	1	-	1	1	1	1	1	-	1	1	2	1
睡房 Bedroom	電視/電台天線接駁位 TV/FM outlet	-	-	-	-	1	1	-	-	-	-	1	1	-	-	-
	電話接駁位 Telephone outlet	-	-	-	-	1	1	-	-	-	-	1	1	-	-	-
	單位電插座 Single socket outlet	-	-	-	-	1	1	-	-	-	-	1	1	-	-	-
	單位電插座（連USB插座）Single socket outlet (with USB socket)	-	-	-	-	1	1	-	-	-	-	1	1	-	-	-
	空調機開關掣 Switch for air-conditioner unit	-	-	-	-	1	1	-	-	-	-	1	1	-	-	-
	燈掣 Lighting switch	-	-	-	-	2	1	-	-	-	-	2	1	-	-	-
	燈位 Lighting point	-	-	-	-	1	1	-	-	-	-	1	1	-	-	-
睡房1 Bedroom 1	電視/電台天線接駁位 TV/FM outlet	1	1	1	1	-	-	1	1	1	1	-	-	1	1	1
	電話接駁位 Telephone outlet	1	1	1	1	-	-	1	1	1	1	-	-	1	1	1
	互聯網接駁位 Internet connection point	1	1	1	1	-	-	1	1	1	1	-	-	1	1	1
	單位電插座 Single socket outlet	1	1	1	1	-	-	1	1	1	1	-	-	1	2	1
	單位電插座（連USB插座）Single socket outlet (with USB socket)	1	1	1	1	-	-	1	1	1	1	-	-	1	1	1
	空調機開關掣 Switch for air-conditioner unit	1	1	1	1	-	-	1	1	1	1	-	-	1	1	1
	電窗簾預留接駁位 Reserved connection point for electric curtain	-	-	-	-	-	-	-	-	-	-	-	-	1	1	1
	燈掣 Lighting switch	1	1	1	1	-	-	1	1	1	1	-	-	2	2	1
	抽氣扇開關掣 Exhaust fan switch	-	-	-	-	-	-	-	-	-	-	-	-	1	1	-
	燈位 Lighting point	1	1	1	1	-	-	1	1	1	1	-	-	1	1	1

備註：
1. 上表所顯示的“1, 2, ...”表示提供於該住宅物業內的裝置數量。
2. 上表"-"代表不適用。
3. 第1座（1A及1B）不設13樓、14樓及24樓，9樓為庇護層。
4. 第2座（2A及2B）不設13樓、14樓、24樓及34樓，9樓為庇護層。

Notes:
1. “1, 2, ...” as shown in the schedule above denotes the quantity of such provision(s) provided in the residential unit.
2. The symbol "-" as shown in the schedule above denotes "Not applicable".
3. 13/F, 14/F and 24/F are omitted in Tower 1 (1A and 1B) and 9/F is refuge floor.
4. 13/F, 14/F, 24/F and 34/F are omitted in Tower 2 (2A and 2B) and 9/F is refuge floor.

住宅物業機電裝置數量說明表
Schedule of Mechanical & Electrical Provisions of Residential Properties

位置 Location	描述 Description	第2座 (2A) Tower 2 (2A)														
		5樓 5/F						6樓至8樓、10樓至12樓、15樓至23樓、25樓至33樓及35樓至37樓 6/F-8/F, 10/F-12/F, 15/F-23/F, 25/F-33/F & 35/F-37/F						38樓 38/F		
		A	B	C	D	E	F	A	B	C	D	E	F	A	B	C
睡房2 Bedroom 2	電視/電台天線接駁位 TV/FM outlet	1	1	1	1	-	-	1	1	1	1	-	-	1	1	1
	電話接駁位 Telephone outlet	1	1	1	1	-	-	1	1	1	1	-	-	1	1	1
	互聯網接駁位 Internet connection point	1	1	1	1	-	-	1	1	1	1	-	-	1	1	1
	單位電插座 Single socket outlet	1	1	1	1	-	-	1	1	1	1	-	-	1	1	1
	單位電插座（連USB插座）Single socket outlet (with USB socket)	1	1	1	1	-	-	1	1	1	1	-	-	1	1	1
	空調機開關掣 Switch for air-conditioner unit	1	1	1	1	-	-	1	1	1	1	-	-	1	1	1
	電窗簾預留接駁位 Reserved connection point for electric curtain	-	-	-	-	-	-	-	-	-	-	-	-	1	1	1
	燈掣 Lighting switch	1	1	1	1	-	-	1	1	1	1	-	-	1	1	1
	燈位 Lighting point	1	1	1	1	-	-	1	1	1	1	-	-	1	1	1
睡房3 Bedroom 3	電視/電台天線接駁位 TV/FM outlet	-	-	-	-	-	-	-	-	-	-	-	-	1	1	-
	電話接駁位 Telephone outlet	-	-	-	-	-	-	-	-	-	-	-	-	1	1	-
	互聯網接駁位 Internet connection point	-	-	-	-	-	-	-	-	-	-	-	-	1	1	-
	單位電插座 Single socket outlet	-	-	-	-	-	-	-	-	-	-	-	-	1	1	-
	單位電插座（連USB插座）Single socket outlet (with USB socket)	-	-	-	-	-	-	-	-	-	-	-	-	1	1	-
	空調機開關掣 Switch for air-conditioner unit	-	-	-	-	-	-	-	-	-	-	-	-	1	1	-
	電窗簾預留接駁位 Reserved connection point for electric curtain	-	-	-	-	-	-	-	-	-	-	-	-	1	1	-
	燈掣 Lighting switch	-	-	-	-	-	-	-	-	-	-	-	-	2	1	-
	燈位 Lighting point	-	-	-	-	-	-	-	-	-	-	-	-	1	1	-

備註：
1. 上表所顯示的“1, 2, ...”表示提供於該住宅物業內的裝置數量。
2. 上表"-"代表不適用。
3. 第1座（1A及1B）不設13樓、14樓及24樓，9樓為庇護層。
4. 第2座（2A及2B）不設13樓、14樓、24樓及34樓，9樓為庇護層。

Notes:
1. “1, 2, ...” as shown in the schedule above denotes the quantity of such provision(s) provided in the residential unit.
2. The symbol "-" as shown in the schedule above denotes "Not applicable".
3. 13/F, 14/F and 24/F are omitted in Tower 1 (1A and 1B) and 9/F is refuge floor.
4. 13/F, 14/F, 24/F and 34/F are omitted in Tower 2 (2A and 2B) and 9/F is refuge floor.

住宅物業機電裝置數量說明表
Schedule of Mechanical & Electrical Provisions of Residential Properties

位置 Location	描述 Description	第2座 (2A) Tower 2 (2A)														
		5樓 5/F						6樓至8樓、10樓至12樓、15樓至23樓、25樓至33樓及35樓至37樓 6/F-8/F, 10/F-12/F, 15/F-23/F, 25/F-33/F & 35/F-37/F						38樓 38/F		
		A	B	C	D	E	F	A	B	C	D	E	F	A	B	C
主人浴室 Master Bathroom	單位電插座（鏡櫃內）Single socket outlet (at mirror cabinet)	1	1	1	1	-	-	1	1	1	1	-	-	2	2	1
	燈位 Lighting point	3	3	3	3	-	-	3	3	3	3	-	-	4	6	3
	換氣暖風機隔離開關掣 Isolator for thermo ventilator	1	1	1	1	-	-	1	1	1	1	-	-	1	1	1
	電熱水爐隔離開關掣 Isolator for electric water heater	1	1	1	1	-	-	1	1	1	1	-	-	1	1	1
	鏡子加熱器保險菲士蘇 Fused spur unit for mirror heater	-	-	-	-	-	-	-	-	-	-	-	-	1	1	1
浴室 Bathroom	單位電插座（鏡櫃內）Single socket outlet (at mirror cabinet)	1	1	1	1	1	1	1	1	1	1	1	1	-	-	1
	煤氣熱水爐溫度控制器 Towngas water heater temperature controller	1	1	1	1	-	1	1	1	1	1	-	1	-	-	1
	燈位 Lighting point	3	3	3	3	3	3	3	3	3	3	3	3	-	-	3
	抽氣扇保險菲士蘇 Fused spur unit for exhaust fan	1	1	1	1	-	-	1	1	1	1	-	-	-	-	1
	換氣暖風機隔離開關掣 Isolator for thermo ventilator	-	-	-	-	1	1	-	-	-	-	1	1	-	-	-
	電熱水爐隔離開關掣 Isolator for electric water heater	-	-	-	-	1	-	-	-	-	-	1	-	-	-	-
	鏡子加熱器保險菲士蘇 Fused spur unit for mirror heater	-	-	-	-	-	-	-	-	-	-	-	-	-	-	1
浴室1 Bathroom 1	單位電插座（鏡櫃內）Single socket outlet (at mirror cabinet)	-	-	-	-	-	-	-	-	-	-	-	-	1	1	-
	煤氣熱水爐溫度控制器 Towngas water heater temperature controller	-	-	-	-	-	-	-	-	-	-	-	-	1	1	-
	燈位 Lighting point	-	-	-	-	-	-	-	-	-	-	-	-	3	3	-
	鏡子加熱器保險菲士蘇 Fused spur unit for mirror heater	-	-	-	-	-	-	-	-	-	-	-	-	1	1	-
	抽氣扇保險菲士蘇 Fused spur unit for exhaust fan	-	-	-	-	-	-	-	-	-	-	-	-	1	1	-
浴室2 Bathroom 2	單位電插座（鏡櫃內）Single socket outlet (at mirror cabinet)	-	-	-	-	-	-	-	-	-	-	-	-	1	1	-
	煤氣熱水爐溫度控制器 Towngas water heater temperature controller	-	-	-	-	-	-	-	-	-	-	-	-	1	1	-
	燈位 Lighting point	-	-	-	-	-	-	-	-	-	-	-	-	3	3	-
	鏡子加熱器保險菲士蘇 Fused spur unit for mirror heater	-	-	-	-	-	-	-	-	-	-	-	-	1	1	-
	抽氣扇保險菲士蘇 Fused spur unit for exhaust fan	-	-	-	-	-	-	-	-	-	-	-	-	1	1	-

備註：
1. 上表所顯示的“1, 2, ...”表示提供於該住宅物業內的裝置數量。
2. 上表"-"代表不適用。
3. 第1座（1A及1B）不設13樓、14樓及24樓，9樓為庇護層。
4. 第2座（2A及2B）不設13樓、14樓、24樓及34樓，9樓為庇護層。

Notes:
1. “1, 2, ...” as shown in the schedule above denotes the quantity of such provision(s) provided in the residential unit.
2. The symbol "-" as shown in the schedule above denotes "Not applicable".
3. 13/F, 14/F and 24/F are omitted in Tower 1 (1A and 1B) and 9/F is refuge floor.
4. 13/F, 14/F, 24/F and 34/F are omitted in Tower 2 (2A and 2B) and 9/F is refuge floor.

住宅物業機電裝置數量說明表
Schedule of Mechanical & Electrical Provisions of Residential Properties

位置 Location	描述 Description	第2座 (2A) Tower 2 (2A)														
		5樓 5/F						6樓至8樓、10樓至12樓、15樓至23樓、25樓至33樓及35樓至37樓 6/F-8/F, 10/F-12/F, 15/F-23/F, 25/F-33/F & 35/F-37/F						38樓 38/F		
		A	B	C	D	E	F	A	B	C	D	E	F	A	B	C
開放式廚房 Open Kitchen	暗藏式灑水器 Concealed type sprinkler	-	-	-	-	1	-	-	-	-	-	1	-	-	-	-
	雙位電插座 Twin socket outlet	-	-	-	-	2	-	-	-	-	-	2	-	-	-	-
	廚房電器單位電插座 Single socket outlet for kitchen appliances	-	-	-	-	2	-	-	-	-	-	2	-	-	-	-
	抽油煙機保險菲士蘇 Fused spur for cooker hood	-	-	-	-	1	-	-	-	-	-	1	-	-	-	-
	蒸焗爐雙極開關掣 Double pole switch for combi-steam oven	-	-	-	-	1	-	-	-	-	-	1	-	-	-	-
	電磁爐雙極開關掣 Double pole switch for induction hob	-	-	-	-	1	-	-	-	-	-	1	-	-	-	-
	燈位 Lighting point	-	-	-	-	2	-	-	-	-	-	2	-	-	-	-
	洗衣乾衣機來水位 Water inlet connection point for washer dryer	-	-	-	-	1	-	-	-	-	-	1	-	-	-	-
	洗衣乾衣機去水位 Water outlet connection point for washer dryer	-	-	-	-	1	-	-	-	-	-	1	-	-	-	-
廚房 Kitchen	雙位電插座 Twin socket outlet	2	2	2	2	-	2	2	2	2	2	-	2	2	2	2
	廚房電器單位電插座 Single socket outlet for kitchen appliances	3	2	2	3	-	2	3	2	2	3	-	2	6	5	5
	焗爐雙極開關掣 Double pole switch for oven	-	-	-	-	-	-	-	-	-	-	-	-	1	1	1
	焗爐接線座 Connection unit for oven	-	-	-	-	-	-	-	-	-	-	-	-	1	1	1
	電磁爐雙極開關掣 Double pole switch for induction hob	1	1	1	1	-	1	1	1	1	1	-	1	1	1	1
	電磁爐接線座 Connection unit for induction hob	1	1	1	1	-	1	1	1	1	1	-	1	1	1	1
	蒸焗爐雙極開關掣 Double pole switch for combi-steam oven	1	1	1	1	-	1	1	1	1	1	-	1	-	-	-
	蒸焗爐接線座 Connection unit for combi-steam oven	1	1	1	1	-	1	1	1	1	1	-	1	-	-	-
	抽油煙機保險菲士蘇 Fused spur for cooker hood	1	1	1	1	-	1	1	1	1	1	-	1	1	1	1
	煤氣熱水爐保險菲士蘇 Fused spur for gas water heater	1	1	1	1	-	1	1	1	1	1	-	1	1	1	1
	氣體煮食爐保險菲士蘇 Fused spur unit for gas hob	2	2	2	2	-	1	2	2	2	2	-	1	2	2	2
	燈位 Lighting point	3	3	3	3	-	3	3	3	3	3	-	3	3	3	3
	門鐘 Door bell	1	1	1	1	-	1	1	1	1	1	-	1	1	1	1
	保安系統開關掣 Switch for security system	-	-	-	-	-	1	-	-	-	-	-	-	-	-	-
	保安系統閃燈警鐘 Audio visual security alarm	-	-	-	-	-	1	-	-	-	-	-	-	-	-	-
	保安系統保險菲士蘇 Fused spur unit for security system	-	-	-	-	-	1	-	-	-	-	-	-	-	-	-
	保安系統面板 Security system panel	-	-	-	-	-	1	-	-	-	-	-	-	-	-	-

備註：
1. 上表所顯示的“1, 2, ...”表示提供於該住宅物業內的裝置數量。
2. 上表"-"代表不適用。
3. 第1座（1A及1B）不設13樓、14樓及24樓，9樓為庇護層。
4. 第2座（2A及2B）不設13樓、14樓、24樓及34樓，9樓為庇護層。

Notes:
1. “1, 2, ...” as shown in the schedule above denotes the quantity of such provision(s) provided in the residential unit.
2. The symbol "-" as shown in the schedule above denotes "Not applicable".
3. 13/F, 14/F and 24/F are omitted in Tower 1 (1A and 1B) and 9/F is refuge floor.
4. 13/F, 14/F, 24/F and 34/F are omitted in Tower 2 (2A and 2B) and 9/F is refuge floor.

住宅物業機電裝置數量說明表
Schedule of Mechanical & Electrical Provisions of Residential Properties

位置 Location	描述 Description	第2座 (2A) Tower 2 (2A)														
		5樓 5/F						6樓至8樓、10樓至12樓、15樓至23樓、25樓至33樓及35樓至37樓 6/F-8/F, 10/F-12/F, 15/F-23/F, 25/F-33/F & 35/F-37/F						38樓 38/F		
		A	B	C	D	E	F	A	B	C	D	E	F	A	B	C
廚房 Kitchen	總電掣箱 Miniature circuit breakers board	-	-	-	-	-	1	-	-	-	-	-	1	-	-	-
	洗衣乾衣機來水位 Water inlet connection point for washer dryer	1	1	1	1	-	1	1	1	1	1	-	1	1	-	1
	洗衣乾衣機去水位 Water outlet connection point for washer dryer	1	1	1	1	-	1	1	1	1	1	-	1	1	-	1
	洗碗碟機來水位 Water inlet connection point for dishwasher	-	-	-	-	-	-	-	-	-	-	-	-	1	1	-
	洗碗碟機去水位 Water outlet connection point for dishwasher	-	-	-	-	-	-	-	-	-	-	-	-	1	1	-
	抽氣扇保險菲士蘇 Fused spur unit for exhaust fan	1	1	1	1	-	1	1	1	1	1	-	1	1	1	1
	空調開關掣 Switch for air-conditioner unit	-	-	-	-	-	-	-	-	-	-	-	-	1	1	1
	熱水爐保險菲士蘇 Fused spur unit for gas water heater	1	1	1	1	-	1	1	1	1	1	-	1	1	1	1
	電話接駁位 Telephone outlet	-	-	-	-	-	-	-	-	-	-	-	-	1	1	1
士多房 Store	調光系統 Dimmer system	-	-	-	-	-	-	-	-	-	-	-	-	1	-	-
	調光系統互聯網接駁位 Internet connection point for dimmer system	-	-	-	-	-	-	-	-	-	-	-	-	1	-	-
	調光系統單位電插座 Single socket outlet for dimmer system	-	-	-	-	-	-	-	-	-	-	-	-	1	-	-
	總電掣箱 Miniature circuit breakers board	1	1	1	1	-	-	1	1	1	1	-	-	1	-	-
	單位電插座 Single socket outlet	1	1	1	1	-	-	1	1	1	1	-	-	1	-	-
	燈掣 Lighting switch	1	1	2	1	-	-	1	1	2	1	-	-	1	-	-
	燈位 Lighting point	1	1	1	1	-	-	1	1	1	1	-	-	1	-	-
	抽氣扇開關掣 Exhaust fan switch	1	1	1	1	-	-	1	1	1	1	-	-	1	-	-
	保安系統保險菲士蘇 Fused spur unit for security system	1	1	1	1	-	-	-	-	-	-	-	-	-	-	-
	保安系統面板 Security system panel	1	1	1	1	-	-	-	-	-	-	-	-	-	-	-
	保安系統開關掣 Local Switch for security system	1	1	1	1	-	-	-	-	-	-	-	-	-	-	-
	保安系統閃燈警鐘 Audio visual security alarm	1	1	1	1	-	-	-	-	-	-	-	-	-	-	-
	空調機開關掣 Switch for air-conditioner unit	1	1	1	1	-	-	1	1	1	1	-	-	1	-	-

備註：
1. 上表所顯示的“1, 2, ...”表示提供於該住宅物業內的裝置數量。
2. 上表"-"代表不適用。
3. 第1座（1A及1B）不設13樓、14樓及24樓，9樓為庇護層。
4. 第2座（2A及2B）不設13樓、14樓、24樓及34樓，9樓為庇護層。

Notes:
1. “1, 2, ...” as shown in the schedule above denotes the quantity of such provision(s) provided in the residential unit.
2. The symbol "-" as shown in the schedule above denotes "Not applicable".
3. 13/F, 14/F and 24/F are omitted in Tower 1 (1A and 1B) and 9/F is refuge floor.
4. 13/F, 14/F, 24/F and 34/F are omitted in Tower 2 (2A and 2B) and 9/F is refuge floor.

住宅物業機電裝置數量說明表
Schedule of Mechanical & Electrical Provisions of Residential Properties

位置 Location	描述 Description	第2座 (2A) Tower 2 (2A)														
		5樓 5/F						6樓至8樓、10樓至12樓、15樓至23樓、25樓至33樓及35樓至37樓 6/F-8/F, 10/F-12/F, 15/F-23/F, 25/F-33/F & 35/F-37/F						38樓 38/F		
		A	B	C	D	E	F	A	B	C	D	E	F	A	B	C
士多房1 Store 1	調光系統 Dimmer system	-	-	-	-	-	-	-	-	-	-	-	-	-	1	1
	調光系統互聯網接駁位 Internet connection point for dimmer system	-	-	-	-	-	-	-	-	-	-	-	-	-	1	1
	調光系統單位電插座 Single socket outlet for dimmer system	-	-	-	-	-	-	-	-	-	-	-	-	-	1	1
	總電掣箱 Miniature circuit breakers board	-	-	-	-	-	-	-	-	-	-	-	-	-	1	1
	單位電插座 Single socket outlet	-	-	-	-	-	-	-	-	-	-	-	-	-	2	1
	燈掣 Lighting switch	-	-	-	-	-	-	-	-	-	-	-	-	-	1	2
	燈位 Lighting point	-	-	-	-	-	-	-	-	-	-	-	-	-	1	1
	抽氣扇開關掣 Exhaust fan switch	-	-	-	-	-	-	-	-	-	-	-	-	-	1	1
	空調機開關掣 Switch for air-conditioner unit	-	-	-	-	-	-	-	-	-	-	-	-	-	1	1
	洗衣機來水位 Water inlet connection point for washer	-	-	-	-	-	-	-	-	-	-	-	-	-	1	-
	洗衣機去水位 Water outlet connection point for washer	-	-	-	-	-	-	-	-	-	-	-	-	-	1	-
士多房2 Store 2	燈掣 Lighting switch	-	-	-	-	-	-	-	-	-	-	-	-	-	1	1
	燈位 Lighting point	-	-	-	-	-	-	-	-	-	-	-	-	-	1	1
洗手間 Lavtory	燈位 Lighting point	1	1	1	1	-	-	1	1	1	1	-	-	1	1	1
	煤氣熱水爐溫度控制器 Towngas water heater temperature controller	1	1	1	1	-	-	1	1	1	1	-	-	1	1	1
	抽氣扇保險菲士蘇 Fused spur unit for exhaust fan	1	1	1	1	-	-	1	1	1	1	-	-	-	1	1
露台 Balcony	燈位 Lighting point	-	-	-	-	-	-	1	1	1	1	1	1	1	1	1
工作平台 Utility Platform	燈位 Lighting point	-	-	-	-	-	-	1	1	1	1	-	1	-	-	-

備註：
1. 上表所顯示的“1, 2, ...”表示提供於該住宅物業內的裝置數量。
2. 上表"-"代表不適用。
3. 第1座（1A及1B）不設13樓、14樓及24樓，9樓為庇護層。
4. 第2座（2A及2B）不設13樓、14樓、24樓及34樓，9樓為庇護層。

Notes:
1. “1, 2, ...” as shown in the schedule above denotes the quantity of such provision(s) provided in the residential unit.
2. The symbol "-" as shown in the schedule above denotes "Not applicable".
3. 13/F, 14/F and 24/F are omitted in Tower 1 (1A and 1B) and 9/F is refuge floor.
4. 13/F, 14/F, 24/F and 34/F are omitted in Tower 2 (2A and 2B) and 9/F is refuge floor.

住宅物業機電裝置數量說明表
Schedule of Mechanical & Electrical Provisions of Residential Properties

位置 Location	描述 Description	第2座 (2A) Tower 2 (2A)														
		5樓 5/F						6樓至8樓、10樓至12樓、15樓至23樓、25樓至33樓及35樓至37樓 6/F-8/F, 10/F-12/F, 15/F-23/F, 25/F-33/F & 35/F-37/F						38樓 38/F		
		A	B	C	D	E	F	A	B	C	D	E	F	A	B	C
平台 Flat Roof	燈位 Lighting point	-	-	-	-	-	-	-	-	-	-	-	-	2	2	1
私人天台 Private Roof	防水單位電插座 Waterproof single socket outlet	-	-	-	-	-	-	-	-	-	-	-	-	2	2	2
	室外空調機隔離開關掣 Isolator for outdoor air-conditioner unit	-	-	-	-	-	-	-	-	-	-	-	-	3	2	2
	燈掣 Lighting switch	-	-	-	-	-	-	-	-	-	-	-	-	1	1	1
	燈位 Lighting point	-	-	-	-	-	-	-	-	-	-	-	-	21	19	13
	消防喉轆 Fire services hose reel	-	-	-	-	-	-	-	-	-	-	-	-	1	1	1
	消防撳手 Fire services breakglass unit	-	-	-	-	-	-	-	-	-	-	-	-	1	1	1
	消防警鐘 Fire services alarm bell	-	-	-	-	-	-	-	-	-	-	-	-	1	1	1
私人花園 Private Garden	防水單位電插座 Waterproof single socket outlet	2	2	3	3	-	2	-	-	-	-	-	-	-	-	-
	動作傳感器 Motion sensor	3	1	2	2	-	1	-	-	-	-	-	-	-	-	-
	燈位 Lighting point	5	4	5	7	-	1	-	-	-	-	-	-	-	-	-
	洗滌盆去水位 Water outlet connection point for sink	1	1	1	1	-	-	-	-	-	-	-	-	-	-	-
	洗滌盆來水位 Water inlet connection point for sink	1	1	1	1	-	-	-	-	-	-	-	-	-	-	-
空調機平台 Air-Conditioner Platform	室外空調機隔離開關掣 Isolator for outdoor air-conditioner unit	-	-	-	-	-	-	2	3	3	3	1	2	-	-	-
鋼筋混凝土基座 Reinforced Concrete Plinth	室外空調機隔離開關掣 Isolator for outdoor air-conditioner unit	2	3	1	3	1	2	-	-	-	-	-	-	-	-	-

備註：
1. 上表所顯示的“1, 2, ...”表示提供於該住宅物業內的裝置數量。
2. 上表"-"代表不適用。
3. 第1座（1A及1B）不設13樓、14樓及24樓，9樓為庇護層。
4. 第2座（2A及2B）不設13樓、14樓、24樓及34樓，9樓為庇護層。

Notes:
1. “1, 2, ...” as shown in the schedule above denotes the quantity of such provision(s) provided in the residential unit.
2. The symbol "-" as shown in the schedule above denotes "Not applicable".
3. 13/F, 14/F and 24/F are omitted in Tower 1 (1A and 1B) and 9/F is refuge floor.
4. 13/F, 14/F, 24/F and 34/F are omitted in Tower 2 (2A and 2B) and 9/F is refuge floor.

住宅物業機電裝置數量説明表
Schedule of Mechanical & Electrical Provisions of Residential Properties

位置 Location	描述 Description	第2座 (2B) Tower 2 (2B)																								
		5樓 5/F				6樓至8樓 6/F-8/F							10樓至12樓、15樓至23樓、25樓至33樓及35樓至36樓 10/F-12/F, 15/F-23/F, 25/F-33/F & 35/F-36/F						37樓 37/F					37樓及38樓（複式） 37/F & 38/F (Duplex)	38樓 38/F	
		A	B	C	G	A	B	C	D	E	F	G	A	B	C	E	F	G	B	C	E	F	G	A	B	C
大門入口 Main Entrance	門鈴按鈕 Door bell push button	1	1	1	1	1	1	1	1	1	1	1	1	1	1	1	1	1	1	1	1	1	1	1	1	1
客廳/飯廳 Living Room / Dining Room	電視/電台天線接駁位 TV/FM outlet	2	2	2	2	2	2	2	2	2	2	2	2	2	2	2	2	2	2	2	2	2	2	2	2	2
	電話接駁位 Telephone outlet	2	2	2	2	2	2	2	2	2	2	2	2	2	2	2	2	2	2	2	2	2	2	2	2	2
	互聯網接駁位 Internet connection point	-	-	-	-	-	-	-	-	-	-	-	-	-	3	-	-	-	-	3	-	-	-	3	3	3
	雙位電插座 Twin socket outlet	2	2	2	2	2	2	2	2	2	2	2	2	2	3	2	2	2	2	3	2	2	2	2	3	3
	單位電插座 Single socket outlet	1	1	-	-	1	1	-	-	1	-	-	1	1	-	1	-	-	1	-	1	-	-	6	1	-
	單位電插座（連USB插座）Single socket outlet (with USB socket)	-	-	-	-	-	-	-	1	-	1	-	-	-	-	-	1	-	-	-	-	1	-	-	-	-
	空調機開關掣 Switch for air-conditioner unit	1	1	1	1	1	1	1	1	1	1	1	1	1	1	1	1	1	1	1	1	1	1	2	3	3
	電窗簾預留接駁位 Reserved connection point for electric curtain	-	-	-	-	-	-	-	-	-	-	-	-	-	-	-	-	-	-	-	-	-	-	1	2	1
	抽氣扇開關掣 Exhaust fan switch	2	1	-	-	2	1	-	-	1	-	-	2	1	2	1	-	-	1	2	1	-	-	1	2	2
	總電掣箱 Miniature circuit breakers board	-	-	-	-	-	-	-	1	-	1	-	-	-	-	-	1	-	-	-	-	1	-	-	-	-
	燈掣 Lighting switch	4	5	4	4	4	5	5	4	5	4	5	4	5	5	5	4	5	5	5	5	4	5	7	6	8
	燈位 Lighting point	2	3	4	4	2	3	4	3	3	2	4	2	4	4	3	2	4	4	4	3	2	4	35	11	10
	門鐘 Door bell	-	-	1	1	-	-	1	1	-	1	1	-	-	-	-	1	1	-	-	-	1	1	-	-	-
	視像對講機 Video door phone	1	1	1	1	1	1	1	1	1	1	1	1	1	1	1	1	1	1	1	1	1	1	1	1	1
	煙霧探測器及蜂鳴底座 Smoke detector with sounder base	-	-	1	1	-	-	1	1	-	1	1	-	-	-	-	1	1	-	-	-	1	1	-	-	-
	調光系統單位電插座 Single socket outlet for dimming system	-	-	-	-	-	-	-	-	-	-	-	-	-	-	-	-	-	-	-	-	-	-	2	1	1
主人睡房 Master Bedroom	電視/電台天線接駁位 TV/FM outlet	1	1	1	1	1	1	1	-	1	-	1	1	1	1	1	-	1	1	1	1	-	1	1	1	1
	電話接駁位 Telephone outlet	1	1	1	1	1	1	1	-	1	-	1	1	1	1	1	-	1	1	1	1	-	1	1	1	1
	互聯網接駁位 Internet connection point	-	-	-	-	-	-	-	-	-	-	-	-	-	-	-	-	-	-	-	-	-	-	1	1	1
	單位電插座 Single socket outlet	2	2	2	2	2	2	2	-	2	-	2	2	2	3	2	-	2	2	3	2	-	2	6	3	3
	單位電插座（連USB插座）Single socket outlet (with USB socket)	1	1	1	1	1	1	1	-	1	-	1	1	1	1	1	-	1	1	1	1	-	1	-	1	1
	空調機開關掣 Switch for air-conditioner unit	1	1	1	1	1	1	1	-	1	-	1	1	1	1	1	-	1	1	1	1	-	1	1	2	1
	電窗簾預留接駁位 Reserved connection point for electric curtain	-	-	-	-	-	-	-	-	-	-	-	-	-	-	-	-	-	-	-	-	-	-	1	1	1
	燈掣 Lighting switch	2	1	1	1	2	2	2	-	2	-	2	2	2	3	2	-	2	2	3	2	-	2	5	2	2
	燈位 Lighting point	1	1	1	1	1	1	1	-	1	-	1	1	1	1	1	-	1	1	1	1	-	1	14	2	2

備註：
1. 上表所顯示的“1, 2, ...”表示提供於該住宅物業內的裝置數量。
2. 上表"-"代表不適用。
3. 第1座（1A及1B）不設13樓、14樓及24樓，9樓為庇護層。
4. 第2座（2A及2B）不設13樓、14樓、24樓及34樓，9樓為庇護層。

Notes:
1. “1, 2, ...” as shown in the schedule above denotes the quantity of such provision(s) provided in the residential unit.
2. The symbol "-" as shown in the schedule above denotes "Not applicable".
3. 13/F, 14/F and 24/F are omitted in Tower 1 (1A and 1B) and 9/F is refuge floor.
4. 13/F, 14/F, 24/F and 34/F are omitted in Tower 2 (2A and 2B) and 9/F is refuge floor.

住宅物業機電裝置數量說明表
Schedule of Mechanical & Electrical Provisions of Residential Properties

位置 Location	描述 Description	第2座 (2B) Tower 2 (2B)																								
		5樓 5/F				6樓至8樓 6/F-8/F							10樓至12樓、15樓至23樓、25樓至33樓及35樓至36樓 10/F-12/F, 15/F-23/F, 25/F-33/F & 35/F-36/F						37樓 37/F					37樓及38樓（複式） 37/F & 38/F (Duplex)	38樓 38/F	
		A	B	C	G	A	B	C	D	E	F	G	A	B	C	E	F	G	B	C	E	F	G	A	B	C
睡房 Bedroom	電視/電台天線接駁位 TV/FM outlet	1	1	1	1	1	1	1	1	1	1	1	1	1	-	1	1	1	1	-	1	1	1	-	-	-
	電話接駁位 Telephone outlet	1	1	1	1	1	1	1	1	1	1	1	1	1	-	1	1	1	1	-	1	1	1	-	-	-
	單位電插座 Single socket outlet	1	1	1	1	1	1	1	1	1	1	1	1	1	-	1	1	1	1	-	1	1	1	-	-	-
	單位電插座（連USB插座）Single socket outlet (with USB socket)	1	1	1	1	1	1	1	1	1	1	1	1	1	-	1	1	1	1	-	1	1	1	-	-	-
	空調機開關掣 Switch for air-conditioner unit	1	1	1	1	1	1	1	1	1	1	1	1	1	-	1	1	1	1	-	1	1	1	-	-	-
	燈掣 Lighting switch	1	1	1	1	1	1	1	2	1	2	1	1	1	-	1	2	1	1	-	1	2	1	-	-	-
	燈位 Lighting point	1	1	1	1	1	1	1	1	1	1	1	1	1	-	1	1	1	1	-	1	1	1	-	-	-
睡房1 Bedroom 1	電視/電台天線接駁位 TV/FM outlet	-	-	-	-	-	-	-	-	-	-	-	-	-	1	-	-	-	-	1	-	-	-	1	1	1
	電話接駁位 Telephone outlet	-	-	-	-	-	-	-	-	-	-	-	-	-	1	-	-	-	-	1	-	-	-	1	1	1
	互聯網接駁位 Internet connection point	-	-	-	-	-	-	-	-	-	-	-	-	-	1	-	-	-	-	1	-	-	-	1	1	1
	單位電插座 Single socket outlet	-	-	-	-	-	-	-	-	-	-	-	-	-	1	-	-	-	-	1	-	-	-	2	3	1
	單位電插座（連USB插座）Single socket outlet (with USB socket)	-	-	-	-	-	-	-	-	-	-	-	-	-	1	-	-	-	-	1	-	-	-	-	1	1
	雙位電插座 Twin socket outlet	-	-	-	-	-	-	-	-	-	-	-	-	-	-	-	-	-	-	-	-	-	-	1	-	-
	空調機開關掣 Switch for air-conditioner unit	-	-	-	-	-	-	-	-	-	-	-	-	-	1	-	-	-	-	1	-	-	-	1	2	1
	電窗簾預留接駁位 Reserved connection point for electric curtain	-	-	-	-	-	-	-	-	-	-	-	-	-	-	-	-	-	-	-	-	-	-	1	1	1
	抽氣扇開關掣 Exhaust fan switch	-	-	-	-	-	-	-	-	-	-	-	-	-	-	-	-	-	-	-	-	-	-	-	1	-
	燈掣 Lighting switch	-	-	-	-	-	-	-	-	-	-	-	-	-	1	-	-	-	-	1	-	-	-	1	3	1
	燈位 Lighting point	-	-	-	-	-	-	-	-	-	-	-	-	-	1	-	-	-	-	1	-	-	-	3	1	1
睡房2 Bedroom 2	電視/電台天線接駁位 TV/FM outlet	-	-	-	-	-	-	-	-	-	-	-	-	-	1	-	-	-	-	1	-	-	-	1	1	1
	電話接駁位 Telephone outlet	-	-	-	-	-	-	-	-	-	-	-	-	-	1	-	-	-	-	1	-	-	-	1	1	1
	互聯網接駁位 Internet connection point	-	-	-	-	-	-	-	-	-	-	-	-	-	1	-	-	-	-	1	-	-	-	1	1	1
	單位電插座 Single socket outlet	-	-	-	-	-	-	-	-	-	-	-	-	-	1	-	-	-	-	1	-	-	-	1	1	1
	雙位電插座 Twin socket outlet	-	-	-	-	-	-	-	-	-	-	-	-	-	-	-	-	-	-	-	-	-	-	1	-	-
	單位電插座（連USB插座）Single socket outlet (with USB socket)	-	-	-	-	-	-	-	-	-	-	-	-	-	1	-	-	-	-	1	-	-	-	-	1	1
	空調機開關掣 Switch for air-conditioner unit	-	-	-	-	-	-	-	-	-	-	-	-	-	1	-	-	-	-	1	-	-	-	1	1	1
	電窗簾預留接駁位 Reserved connection point for electric curtain	-	-	-	-	-	-	-	-	-	-	-	-	-	-	-	-	-	-	-	-	-	-	1	1	1
	燈掣 Lighting switch	-	-	-	-	-	-	-	-	-	-	-	-	-	1	-	-	-	-	1	-	-	-	1	1	1
	燈位 Lighting point	-	-	-	-	-	-	-	-	-	-	-	-	-	1	-	-	-	-	1	-	-	-	4	1	1

備註：
1. 上表所顯示的“1, 2, ...”表示提供於該住宅物業內的裝置數量。
2. 上表"-"代表不適用。
3. 第1座（1A及1B）不設13樓、14樓及24樓，9樓為庇護層。
4. 第2座（2A及2B）不設13樓、14樓、24樓及34樓，9樓為庇護層。

Notes:
1. “1, 2, ...” as shown in the schedule above denotes the quantity of such provision(s) provided in the residential unit.
2. The symbol "-" as shown in the schedule above denotes "Not applicable".
3. 13/F, 14/F and 24/F are omitted in Tower 1 (1A and 1B) and 9/F is refuge floor.
4. 13/F, 14/F, 24/F and 34/F are omitted in Tower 2 (2A and 2B) and 9/F is refuge floor.

住宅物業機電裝置數量說明表
Schedule of Mechanical & Electrical Provisions of Residential Properties

位置 Location	描述 Description	第2座 (2B) Tower 2 (2B)																								
		5樓 5/F				6樓至8樓 6/F-8/F							10樓至12樓、15樓至23樓、25樓至33樓及35樓至36樓 10/F-12/F, 15/F-23/F, 25/F-33/F & 35/F-36/F						37樓 37/F					37樓及38樓（複式） 37/F & 38/F (Duplex)	38樓 38/F	
		A	B	C	G	A	B	C	D	E	F	G	A	B	C	E	F	G	B	C	E	F	G	A	B	C
睡房3 Bedroom 3	電視/電台天線接駁位 TV/FM outlet	-	-	-	-	-	-	-	-	-	-	-	-	-	-	-	-	-	-	-	-	-	-	-	1	-
	電話接駁位 Telephone outlet	-	-	-	-	-	-	-	-	-	-	-	-	-	-	-	-	-	-	-	-	-	-	-	1	-
	互聯網接駁位 Internet connection point	-	-	-	-	-	-	-	-	-	-	-	-	-	-	-	-	-	-	-	-	-	-	-	1	-
	單位電插座 Single socket outlet	-	-	-	-	-	-	-	-	-	-	-	-	-	-	-	-	-	-	-	-	-	-	-	1	-
	單位電插座（連USB插座）Single socket outlet (with USB socket)	-	-	-	-	-	-	-	-	-	-	-	-	-	-	-	-	-	-	-	-	-	-	-	1	-
	空調機開關掣 Switch for air-conditioner unit	-	-	-	-	-	-	-	-	-	-	-	-	-	-	-	-	-	-	-	-	-	-	-	1	-
	電窗簾預留接駁位 Reserved connection point for electric curtain	-	-	-	-	-	-	-	-	-	-	-	-	-	-	-	-	-	-	-	-	-	-	-	1	-
	燈掣 Lighting switch	-	-	-	-	-	-	-	-	-	-	-	-	-	-	-	-	-	-	-	-	-	-	-	1	-
	燈位 Lighting point	-	-	-	-	-	-	-	-	-	-	-	-	-	-	-	-	-	-	-	-	-	-	-	1	-
主人浴室 Master Bathroom	單位電插座（鏡櫃內）Single socket outlet (at mirror cabinet)	1	-	1	-	1	-	-	-	-	-	-	1	-	1	-	-	-	-	1	-	-	-	1	2	1
	煤氣熱水爐溫度控制器 Towngas water heater temperature controller	1	-	-	-	1	-	-	-	-	-	-	1	-	-	-	-	-	-	-	-	-	-	-	-	-
	燈位 Lighting point	3	-	3	-	3	-	-	-	-	-	-	3	-	3	-	-	-	-	3	-	-	-	3	5	3
	換氣暖風機隔離開關掣 Isolator for thermo ventilator	1	-	1	-	1	-	-	-	-	-	-	1	-	1	-	-	-	-	1	-	-	-	1	1	1
	電熱水爐隔離開關掣 Isolator for electric water heater	-	-	1	-	-	-	-	-	-	-	-	-	-	1	-	-	-	-	1	-	-	-	1	1	1
	鏡子加熱器保險菲士蘇 Fused spur unit for mirror heater	-	-	-	-	-	-	-	-	-	-	-	-	-	-	-	-	-	-	-	-	-	-	1	1	1
浴室 Bathroom	單位電插座（鏡櫃內）Single socket outlet (at mirror cabinet)	1	1	-	1	1	1	1	1	1	1	1	1	1	1	1	1	1	1	1	1	1	1	1	-	1
	煤氣熱水爐溫度控制器 Towngas water heater temperature controller	1	1	-	-	1	1	-	-	1	-	-	1	1	1	1	-	-	1	1	1	-	-	-	-	1
	燈位 Lighting point	3	3	-	3	3	3	3	3	3	3	3	3	3	3	3	3	3	3	3	3	3	3	3	-	3
	抽氣扇保險菲士蘇 Fused spur unit for exhaust fan	1	-	-	-	1	-	-	-	-	-	-	1	-	1	-	-	-	-	1	-	-	-	1	-	-
	換氣暖風機隔離開關掣 Isolator for thermo ventilator	-	1	-	1	-	1	1	1	1	1	1	-	1	-	1	1	1	1	-	1	1	1	-	-	-
	電熱水爐隔離開關掣 Isolator for electric water heater	-	-	-	1	-	-	1	1	-	1	1	-	-	-	-	1	1	-	-	-	1	1	1	-	-
	鏡子加熱器保險菲士蘇 Fused spur unit for mirror heater	-	-	-	-	-	-	-	-	-	-	-	-	-	-	-	-	-	-	-	-	-	-	1	-	1

備註：
1. 上表所顯示的“1, 2, ...”表示提供於該住宅物業內的裝置數量。
2. 上表"-"代表不適用。
3. 第1座（1A及1B）不設13樓、14樓及24樓，9樓為庇護層。
4. 第2座（2A及2B）不設13樓、14樓、24樓及34樓，9樓為庇護層。

Notes:
1. “1, 2, ...” as shown in the schedule above denotes the quantity of such provision(s) provided in the residential unit.
2. The symbol "-" as shown in the schedule above denotes "Not applicable".
3. 13/F, 14/F and 24/F are omitted in Tower 1 (1A and 1B) and 9/F is refuge floor.
4. 13/F, 14/F, 24/F and 34/F are omitted in Tower 2 (2A and 2B) and 9/F is refuge floor.

住宅物業機電裝置數量說明表
Schedule of Mechanical & Electrical Provisions of Residential Properties

位置 Location	描述 Description	第2座 (2B) Tower 2 (2B)																								
		5樓 5/F				6樓至8樓 6/F-8/F							10樓至12樓、15樓至23樓、25樓至33樓及35樓至36樓 10/F-12/F, 15/F-23/F, 25/F-33/F & 35/F-36/F						37樓 37/F					37樓及38樓（複式） 37/F & 38/F (Duplex)	38樓 38/F	
		A	B	C	G	A	B	C	D	E	F	G	A	B	C	E	F	G	B	C	E	F	G	A	B	C
浴室1 Bathroom 1	單位電插座（鏡櫃內）Single socket outlet (at mirror cabinet)	-	-	-	-	-	-	-	-	-	-	-	-	-	-	-	-	-	-	-	-	-	-	-	1	-
	煤氣熱水爐溫度控制器 Towngas water heater temperature controller	-	-	-	-	-	-	-	-	-	-	-	-	-	-	-	-	-	-	-	-	-	-	-	1	-
	燈位 Lighting point	-	-	-	-	-	-	-	-	-	-	-	-	-	-	-	-	-	-	-	-	-	-	-	3	-
	鏡子加熱器保險菲士蘇 Fused spur unit for mirror heater	-	-	-	-	-	-	-	-	-	-	-	-	-	-	-	-	-	-	-	-	-	-	-	1	-
	抽氣扇保險菲士蘇 Fused spur unit for exhaust fan	-	-	-	-	-	-	-	-	-	-	-	-	-	-	-	-	-	-	-	-	-	-	-	1	-
浴室2 Bathroom 2	單位電插座（鏡櫃內）Single socket outlet (at mirror cabinet)	-	-	-	-	-	-	-	-	-	-	-	-	-	-	-	-	-	-	-	-	-	-	-	1	-
	煤氣熱水爐溫度控制器 Towngas water heater temperature controller	-	-	-	-	-	-	-	-	-	-	-	-	-	-	-	-	-	-	-	-	-	-	-	1	-
	燈位 Lighting point	-	-	-	-	-	-	-	-	-	-	-	-	-	-	-	-	-	-	-	-	-	-	-	3	-
	鏡子加熱器保險菲士蘇 Fused spur unit for mirror heater	-	-	-	-	-	-	-	-	-	-	-	-	-	-	-	-	-	-	-	-	-	-	-	1	-
	抽氣扇保險菲士蘇 Fused spur unit for exhaust fan	-	-	-	-	-	-	-	-	-	-	-	-	-	-	-	-	-	-	-	-	-	-	-	1	-
開放式廚房 Open Kitchen	暗藏式灑水器 Concealed type sprinkler	-	-	1	1	-	-	1	1	-	1	1	-	-	-	-	1	1	-	-	-	1	1	-	-	-
	雙位電插座 Twin socket outlet	-	-	2	2	-	-	2	2	-	2	2	-	-	-	-	2	2	-	-	-	2	2	-	-	-
	廚房電器單位電插座 Single socket outlet for kitchen appliances	-	-	2	2	-	-	2	2	-	2	2	-	-	-	-	2	2	-	-	-	2	2	-	-	-
	抽油煙機保險菲士蘇 Fused spur for cooker hood	-	-	1	1	-	-	1	1	-	1	1	-	-	-	-	1	1	-	-	-	1	1	-	-	-
	蒸焗爐雙極開關掣 Double pole switch for combi-steam oven	-	-	1	1	-	-	1	1	-	1	1	-	-	-	-	1	1	-	-	-	1	1	-	-	-
	蒸焗爐接線座 Connection unit for combi-steam oven	-	-	1	1	-	-	1	-	-	-	1	-	-	-	-	-	1	-	-	-	-	1	-	-	-
	電磁爐雙極開關掣 Double pole switch for induction hob	-	-	1	1	-	-	1	1	-	1	1	-	-	-	-	1	1	-	-	-	1	1	-	-	-
	電磁爐接線座 Connection unit for induction hob	-	-	1	1	-	-	1	-	-	-	1	-	-	-	-	-	1	-	-	-	-	1	-	-	-
	燈位 Lighting point	-	-	2	2	-	-	2	2	-	2	2	-	-	-	-	2	2	-	-	-	2	2	-	-	-
	總電掣箱 Miniature circuit breakers board	-	-	1	-	-	-	1	-	-	-	1	-	-	-	-	-	1	-	-	-	-	1	-	-	-
	洗衣乾衣機來水位 Water inlet connection point for washer dryer	-	-	1	1	-	-	1	1	-	1	1	-	-	-	-	1	1	-	-	-	1	1	-	-	-
	洗衣乾衣機去水位 Water outlet connection point for washer dryer	-	-	1	1	-	-	1	1	-	1	1	-	-	-	-	1	1	-	-	-	1	1	-	-	-

備註：
1. 上表所顯示的“1, 2, ...”表示提供於該住宅物業內的裝置數量。
2. 上表"-"代表不適用。
3. 第1座（1A及1B）不設13樓、14樓及24樓，9樓為庇護層。
4. 第2座（2A及2B）不設13樓、14樓、24樓及34樓，9樓為庇護層。

Notes:
1. “1, 2, ...” as shown in the schedule above denotes the quantity of such provision(s) provided in the residential unit.
2. The symbol "-" as shown in the schedule above denotes "Not applicable".
3. 13/F, 14/F and 24/F are omitted in Tower 1 (1A and 1B) and 9/F is refuge floor.
4. 13/F, 14/F, 24/F and 34/F are omitted in Tower 2 (2A and 2B) and 9/F is refuge floor.

住宅物業機電裝置數量說明表
Schedule of Mechanical & Electrical Provisions of Residential Properties

位置 Location	描述 Description	第2座 (2B) Tower 2 (2B)																								
		5樓 5/F				6樓至8樓 6/F-8/F							10樓至12樓、15樓至23樓、25樓至33樓及35樓至36樓 10/F-12/F, 15/F-23/F, 25/F-33/F & 35/F-36/F						37樓 37/F					37樓及38樓（複式） 37/F & 38/F (Duplex)	38樓 38/F	
		A	B	C	G	A	B	C	D	E	F	G	A	B	C	E	F	G	B	C	E	F	G	A	B	C
廚房 Kitchen	雙位電插座 Twin socket outlet	2	2	-	-	2	2	-	-	2	-	-	2	2	2	2	-	-	2	2	2	-	-	2	2	2
	單位電插座 Single socket outlet	2	2	-	-	2	2	-	-	2	-	-	2	2	2	2	-	-	2	2	2	-	-	4	5	5
	焗爐雙極開關掣 Double pole switch for oven	-	-	-	-	-	-	-	-	-	-	-	-	-	-	-	-	-	-	-	-	-	-	1	1	1
	焗爐接線座 Connection unit for oven	-	-	-	-	-	-	-	-	-	-	-	-	-	-	-	-	-	-	-	-	-	-	1	1	1
	電磁爐雙極開關掣 Double pole switch for induction hob	1	1	-	-	1	1	-	-	1	-	-	1	1	1	1	-	-	1	1	1	-	-	1	1	1
	電磁爐接線座 Connection unit for induction hob	1	1	-	-	1	1	-	-	1	-	-	1	1	1	1	-	-	1	1	1	-	-	1	1	1
	蒸焗爐雙極開關掣 Double pole switch for combi-steam oven	1	1	-	-	1	1	-	-	1	-	-	1	1	1	1	-	-	1	1	1	-	-	-	-	-
	蒸焗爐接線座 Connection unit for combi-steam oven	1	1	-	-	1	1	-	-	1	-	-	1	1	1	1	-	-	1	1	1	-	-	-	-	-
	抽油煙機保險菲士蘇 Fused spur for cooker hood	1	1	-	-	1	1	-	-	1	-	-	1	1	1	1	-	-	1	1	1	-	-	1	1	1
	煤氣熱水爐保險菲士蘇 Fused spur for gas water heater	1	1	-	-	1	1	-	-	1	-	-	1	1	1	1	-	-	1	1	1	-	-	1	1	1
	氣體煮食爐保險菲士蘇 Fused spur unit for gas hob	1	1	-	-	1	1	-	-	1	-	-	1	1	1	1	-	-	1	1	1	-	-	2	2	2
	燈掣 Lighting switch	-	-	-	-	1	-	-	-	-	-	-	1	-	-	-	-	-	-	-	-	-	-	-	-	-
	燈位 Lighting point	3	2	-	-	3	3	-	-	3	-	-	3	3	3	3	-	-	3	3	3	-	-	3	4	4
	門鐘 Door bell	1	1	-	-	1	1	-	-	1	-	-	1	1	1	1	-	-	1	1	1	-	-	1	1	1
	保安系統開關掣 Switch for security system	1	1	-	-	-	-	-	-	-	-	-	-	-	-	-	-	-	-	-	-	-	-	-	-	-
	保安系統閃燈警鐘 Audio visual security alarm	1	1	-	-	-	-	-	-	-	-	-	-	-	-	-	-	-	-	-	-	-	-	-	-	-
	保安系統保險菲士蘇 Fused spur unit for security system	1	1	-	-	-	-	-	-	-	-	-	-	-	-	-	-	-	-	-	-	-	-	-	-	-
	保安系統面板 Security system panel	1	1	-	-	-	-	-	-	-	-	-	-	-	-	-	-	-	-	-	-	-	-	-	-	-
	總電掣箱 Miniature circuit breakers board	1	1	-	-	1	1	-	-	1	-	-	1	1	-	1	-	-	1	-	1	-	-	-	-	-
	洗衣乾衣機來水位 Water inlet connection point for washer dryer	1	1	-	-	1	1	-	-	1	-	-	1	1	1	1	-	-	1	1	1	-	-	-	-	1
	洗衣乾衣機去水位 Water outlet connection point for washer dryer	1	1	-	-	1	1	-	-	1	-	-	1	1	1	1	-	-	1	1	1	-	-	-	-	1
	洗碗碟機來水位 Water inlet connection point for dishwasher	-	-	-	-	-	-	-	-	-	-	-	-	-	-	-	-	-	-	-	-	-	-	-	1	-
	洗碗碟機去水位 Water outlet connection point for dishwasher	-	-	-	-	-	-	-	-	-	-	-	-	-	-	-	-	-	-	-	-	-	-	-	1	-
	抽氣扇保險菲士蘇 Fused spur unit for exhaust fan	1	1	-	-	1	1	-	-	1	-	-	1	1	1	1	-	-	1	1	1	-	-	1	1	1
	空調開關掣 Switch for air-conditioner unit	-	-	-	-	-	-	-	-	-	-	-	-	-	-	-	-	-	-	-	-	-	-	1	1	1
	熱水爐保險菲士蘇 Fused spur unit for gas water heater	1	1	-	-	1	1	-	-	1	-	-	1	1	1	1	-	-	1	1	1	-	-	-	1	1
	電話接駁位 Telephone outlet	-	-	-	-	-	-	-	-	-	-	-	-	-	-	-	-	-	-	-	-	-	-	1	1	1

備註：
1. 上表所顯示的“1, 2, ...”表示提供於該住宅物業內的裝置數量。
2. 上表"-"代表不適用。
3. 第1座（1A及1B）不設13樓、14樓及24樓，9樓為庇護層。
4. 第2座（2A及2B）不設13樓、14樓、24樓及34樓，9樓為庇護層。

Notes:
1. “1, 2, ...” as shown in the schedule above denotes the quantity of such provision(s) provided in the residential unit.
2. The symbol "-" as shown in the schedule above denotes "Not applicable".
3. 13/F, 14/F and 24/F are omitted in Tower 1 (1A and 1B) and 9/F is refuge floor.
4. 13/F, 14/F, 24/F and 34/F are omitted in Tower 2 (2A and 2B) and 9/F is refuge floor.

住宅物業機電裝置數量說明表
Schedule of Mechanical & Electrical Provisions of Residential Properties

位置 Location	描述 Description	第2座 (2B) Tower 2 (2B)																								
		5樓 5/F				6樓至8樓 6/F-8/F							10樓至12樓、15樓至23樓、25樓至33樓及35樓至36樓 10/F-12/F, 15/F-23/F, 25/F-33/F & 35/F-36/F						37樓 37/F					37樓及38樓(複式) 37/F & 38/F (Duplex)	38樓 38/F	
		A	B	C	G	A	B	C	D	E	F	G	A	B	C	E	F	G	B	C	E	F	G	A	B	C
士多房 Store	調光系統 Dimmer system	-	-	-	-	-	-	-	-	-	-	-	-	-	-	-	-	-	-	-	-	-	-	-	1	-
	調光系統互聯網接駁位 Internet connection point for dimmer system	-	-	-	-	-	-	-	-	-	-	-	-	-	-	-	-	-	-	-	-	-	-	-	1	-
	調光系統單位電插座 Single socket outlet for dimmer system	-	-	-	-	-	-	-	-	-	-	-	-	-	-	-	-	-	-	-	-	-	-	-	1	-
	總電掣箱 Miniature circuit breakers board	-	-	-	-	-	-	-	-	-	-	-	-	-	1	-	-	-	-	1	-	-	-	-	1	-
	單位電插座 Single socket outlet	-	-	-	-	-	-	-	-	-	-	-	-	-	1	-	-	-	-	1	-	-	-	-	1	-
	燈掣 Lighting switch	-	-	-	-	-	-	-	-	-	-	-	-	-	1	-	-	-	-	1	-	-	-	-	2	-
	燈位 Lighting point	-	-	-	-	-	-	-	-	-	-	-	-	-	1	-	-	-	-	1	-	-	-	-	1	-
	抽氣扇開關掣 Exhaust fan switch	-	-	-	-	-	-	-	-	-	-	-	-	-	-	-	-	-	-	-	-	-	-	-	1	-
	乾衣機單位電插座 Single socket outlet for dryer	-	-	-	-	-	-	-	-	-	-	-	-	-	-	-	-	-	-	-	-	-	-	-	1	-
	洗衣機單位電插座 Single socket outlet for washer	-	-	-	-	-	-	-	-	-	-	-	-	-	-	-	-	-	-	-	-	-	-	-	1	-
	空調機開關掣 Switch for air-conditioner unit	-	-	-	-	-	-	-	-	-	-	-	-	-	1	-	-	-	-	1	-	-	-	-	1	-
	洗衣機來水位 Water inlet connection point for washer	-	-	-	-	-	-	-	-	-	-	-	-	-	-	-	-	-	-	-	-	-	-	-	1	-
	洗衣機去水位 Water outlet connection point for washer	-	-	-	-	-	-	-	-	-	-	-	-	-	-	-	-	-	-	-	-	-	-	-	1	-
士多房1 Store 1	調光系統 Dimmer system	-	-	-	-	-	-	-	-	-	-	-	-	-	-	-	-	-	-	-	-	-	-	1	-	1
	調光系統互聯網接駁位 Internet connection point for dimmer system	-	-	-	-	-	-	-	-	-	-	-	-	-	-	-	-	-	-	-	-	-	-	1	-	1
	調光系統單位電插座 Single socket outlet for dimmer system	-	-	-	-	-	-	-	-	-	-	-	-	-	-	-	-	-	-	-	-	-	-	1	-	1
	總電掣箱 Miniature circuit breakers board	-	-	-	-	-	-	-	-	-	-	-	-	-	-	-	-	-	-	-	-	-	-	1	-	1
	單位電插座 Single socket outlet	-	-	-	-	-	-	-	-	-	-	-	-	-	-	-	-	-	-	-	-	-	-	1	-	1
	燈掣 Lighting switch	-	-	-	-	-	-	-	-	-	-	-	-	-	-	-	-	-	-	-	-	-	-	1	-	1
	燈位 Lighting point	-	-	-	-	-	-	-	-	-	-	-	-	-	-	-	-	-	-	-	-	-	-	2	-	1
	抽氣扇開關掣 Exhaust fan switch	-	-	-	-	-	-	-	-	-	-	-	-	-	-	-	-	-	-	-	-	-	-	1	-	1
	洗衣機單位電插座 Single socket outlet for washer	-	-	-	-	-	-	-	-	-	-	-	-	-	-	-	-	-	-	-	-	-	-	1	-	-
	空調機開關掣 Switch for air-conditioner unit	-	-	-	-	-	-	-	-	-	-	-	-	-	-	-	-	-	-	-	-	-	-	1	-	1
	洗衣機來水位 Water inlet connection point for washer	-	-	-	-	-	-	-	-	-	-	-	-	-	-	-	-	-	-	-	-	-	-	1	-	-
	洗衣機去水位 Water outlet connection point for washer	-	-	-	-	-	-	-	-	-	-	-	-	-	-	-	-	-	-	-	-	-	-	1	-	-
士多房2 Store 2	燈掣 Lighting switch	-	-	-	-	-	-	-	-	-	-	-	-	-	-	-	-	-	-	-	-	-	-	1	-	1
	燈位 Lighting point	-	-	-	-	-	-	-	-	-	-	-	-	-	-	-	-	-	-	-	-	-	-	1	-	1
37樓走廊 37/F Corridor	燈掣 Lighting switch	-	-	-	-	-	-	-	-	-	-	-	-	-	-	-	-	-	-	-	-	-	-	3	-	-
	燈位 Lighting point	-	-	-	-	-	-	-	-	-	-	-	-	-	-	-	-	-	-	-	-	-	-	5	-	-
	單位電插座 Single socket outlet	-	-	-	-	-	-	-	-	-	-	-	-	-	-	-	-	-	-	-	-	-	-	1	-	-
	抽氣扇開關掣 Exhaust fan switch	-	-	-	-	-	-	-	-	-	-	-	-	-	-	-	-	-	-	-	-	-	-	1	-	-

備註：
1. 上表所顯示的“1, 2, ...”表示提供於該住宅物業內的裝置數量。
2. 上表"-"代表不適用。
3. 第1座（1A及1B）不設13樓、14樓及24樓，9樓為庇護層。
4. 第2座（2A及2B）不設13樓、14樓、24樓及34樓，9樓為庇護層。

Notes:
1. “1, 2, ...” as shown in the schedule above denotes the quantity of such provision(s) provided in the residential unit.
2. The symbol "-" as shown in the schedule above denotes "Not applicable".
3. 13/F, 14/F and 24/F are omitted in Tower 1 (1A and 1B) and 9/F is refuge floor.
4. 13/F, 14/F, 24/F and 34/F are omitted in Tower 2 (2A and 2B) and 9/F is refuge floor.

住宅物業機電裝置數量說明表
Schedule of Mechanical & Electrical Provisions of Residential Properties

位置 Location	描述 Description	第2座 (2B) Tower 2 (2B)																								
		5樓 5/F				6樓至8樓 6/F-8/F							10樓至12樓、15樓至23樓、25樓至33樓及35樓至36樓 10/F-12/F, 15/F-23/F, 25/F-33/F & 35/F-36/F						37樓 37/F					37樓及38樓（複式） 37/F & 38/F (Duplex)	38樓 38/F	
		A	B	C	G	A	B	C	D	E	F	G	A	B	C	E	F	G	B	C	E	F	G	A	B	C
樓梯 Staircase	燈掣 Lighting switch	-	-	-	-	-	-	-	-	-	-	-	-	-	-	-	-	-	-	-	-	-	-	3	-	-
	燈位 Lighting point	-	-	-	-	-	-	-	-	-	-	-	-	-	-	-	-	-	-	-	-	-	-	14	-	-
	空調機開關掣 Switch for air-conditioner unit	-	-	-	-	-	-	-	-	-	-	-	-	-	-	-	-	-	-	-	-	-	-	1	-	-
洗手間 Lavtory	燈位 Lighting point	-	-	-	-	-	-	-	-	-	-	-	-	-	-	-	-	-	-	-	-	-	-	1	1	1
	煤氣熱水爐溫度控制器 Towngas water heater temperature controller	-	-	-	-	-	-	-	-	-	-	-	-	-	-	-	-	-	-	-	-	-	-	1	1	1
	抽氣扇保險菲士蘇 Fused spur unit for exhaust fan	-	-	-	-	-	-	-	-	-	-	-	-	-	-	-	-	-	-	-	-	-	-	1	1	1
露台 Balcony	燈位 Lighting point	-	-	-	-	1	1	1	1	1	1	1	1	1	1	1	1	1	1	1	1	1	1	1	1	1
工作平台 Utility Platform	燈位 Lighting point	-	-	-	-	1	1	1	-	1	-	1	1	1	1	1	-	1	1	1	1	-	1	-	-	-
平台 Flat Roof	燈位 Lighting point	-	-	-	-	-	-	-	-	-	-	-	-	-	-	-	-	-	-	-	-	-	-	-	2	-
私人天台 Private Roof	防水單位電插座 Waterproof single socket outlet	-	-	-	-	-	-	-	-	-	-	-	-	-	-	-	-	-	-	-	-	-	-	2	2	2
	室外空調機隔離開關掣 Isolator for outdoor air-conditioner unit	-	-	-	-	-	-	-	-	-	-	-	-	-	-	-	-	-	-	-	-	-	-	2	3	2
	燈位 Lighting point	-	-	-	-	-	-	-	-	-	-	-	-	-	-	-	-	-	-	-	-	-	-	7	16	13
	消防喉轆 Fire services hose reel	-	-	-	-	-	-	-	-	-	-	-	-	-	-	-	-	-	-	-	-	-	-	1	1	1
	消防撳手 Fire services breakglass unit	-	-	-	-	-	-	-	-	-	-	-	-	-	-	-	-	-	-	-	-	-	-	1	1	1
	消防警鐘 Fire services alarm bell	-	-	-	-	-	-	-	-	-	-	-	-	-	-	-	-	-	-	-	-	-	-	1	1	1
私人花園 Private Garden	防水單位電插座 Waterproof single socket outlet	2	2	-	-	-	-	-	-	-	-	-	-	-	-	-	-	-	-	-	-	-	-	-	-	-
	動作傳感器 Motion sensor	1	1	-	-	-	-	-	-	-	-	-	-	-	-	-	-	-	-	-	-	-	-	-	-	-
	燈位 Lighting point	5	4	-	-	-	-	-	-	-	-	-	-	-	-	-	-	-	-	-	-	-	-	-	-	-
	洗滌盆去水位 Water outlet connection point for sink	1	1	-	-	-	-	-	-	-	-	-	-	-	-	-	-	-	-	-	-	-	-	-	-	-
	洗滌盆來水位 Water inlet connection point for sink	1	1	-	-	-	-	-	-	-	-	-	-	-	-	-	-	-	-	-	-	-	-	-	-	-
空調機平台 Air-Conditioner Platform	室外空調機隔離開關掣 Isolator for outdoor air-conditioner unit	-	-	-	-	2	2	1	1	2	1	2	2	2	3	2	1	2	2	3	2	1	2	-	-	-
鋼筋混凝土基座 Reinforced Concrete Plinth	室外空調機隔離開關掣 Isolator for outdoor air-conditioner unit	2	2	1	2	-	-	-	-	-	-	-	-	-	-	-	-	-	-	-	-	-	-	-	-	-

備註：
1. 上表所顯示的“1, 2, ...”表示提供於該住宅物業內的裝置數量。
2. 上表"-"代表不適用。
3. 第1座（1A及1B）不設13樓、14樓及24樓，9樓為庇護層。
4. 第2座（2A及2B）不設13樓、14樓、24樓及34樓，9樓為庇護層。

Notes:
1. “1, 2, ...” as shown in the schedule above denotes the quantity of such provision(s) provided in the residential unit.
2. The symbol "-" as shown in the schedule above denotes "Not applicable".
3. 13/F, 14/F and 24/F are omitted in Tower 1 (1A and 1B) and 9/F is refuge floor.
4. 13/F, 14/F, 24/F and 34/F are omitted in Tower 2 (2A and 2B) and 9/F is refuge floor.

24 服務協議 SERVICE AGREEMENTS

食水及沖廁水由水務署供應。
電力由香港電燈有限公司供應。
煤氣由香港中華煤氣有限公司供應。

Potable and flushing water is supplied by Water Supplies Department.
Electricity is supplied by The Hongkong Electric Company, Limited.
Towngas is supplied by The Hong Kong and China Gas Company Limited.

25 地稅 GOVERNMENT RENT

擁有人（即香港鐵路有限公司）有法律責任就指明住宅物業繳付直至並包括有關個別指明住宅物業之轉讓契之日期為止的地稅。

The Owner (i.e. MTR Corporation Limited) is liable for the Government rent payable for the specified residential properties up to and including the date of the respective assignments of the specified residential properties.

26 買方的雜項付款 MISCELLANEOUS PAYMENTS BY PURCHASER

1. 在向買方交付指明住宅物業在空置情況下的管有權時，買方須負責向擁有人（即香港鐵路有限公司）補還水、電力及氣體的按金。
2. 在交付時，買方不須向擁有人支付清理廢料的費用。

備註：
1. 在交付時，買方須根據主公契向期數的管理人（而非擁有人）支付清理廢料的費用，而如擁有人已支付清理廢料的費用，買方須向擁有人補還清理廢料的費用。

1. On the delivery of the vacant possession of the specified residential property to the purchaser, the purchaser is liable to reimburse the Owner (i.e. MTR Corporation Limited) for the deposits for water, electricity and gas.
2. On that delivery, the purchaser is not liable to pay to the Owner a debris removal fee.

Note:
1. On that delivery, the purchaser is liable to pay a debris removal fee to the manager (not the Owner) of the Phase under the Principal Deed of Mutual Covenant and where the Owner has paid that debris removal fee, the purchaser shall reimburse the Owner for the same.

27 欠妥之處的保養責任期
DEFECT LIABILITY WARRANTY PERIOD

凡任何指明住宅物業或於買賣合約列出裝設於該物業內的裝置、裝修物料或設備有欠妥之處，而該欠妥之處並非由買方的行為或疏忽造成，則賣方在接獲買方在買賣成交日期後的6個月內送達的書面通知後，須於合理地切實可行的範圍內，盡快自費作出補救。

The Vendor shall, at its own cost and as soon as reasonably practicable after receipt of a written notice served by the purchaser within 6 months after the date of completion of the sale and purchase of any specified residential property, remedy any defects in such property, or the fittings, finishes or appliances incorporated into such property as set out in the agreement for sale and purchase concerned, caused otherwise than by the act or neglect of the purchaser.

28 斜坡維修
MAINTENANCE OF SLOPES

不適用

Not applicable

29 修訂
MODIFICATION

不適用

Not applicable

噪音緩解措施

期數興建或安裝下文所列之噪音緩解措施。

a. 隔音簷篷
於園景平台以外約1米至3米興建隔音簷篷。

b. 隔音窗
於以下第1座(1A及1B)單位安裝隔音窗：
第1座(1A) 10樓至12樓、15樓至23樓及25樓至29樓A單位主人睡房
第1座(1A) 10樓至12樓、15樓至23樓及25樓至26樓A單位睡房1
第1座(1A) 10樓至12樓、15樓至23樓及25樓至26樓A單位睡房2
第1座(1A) 10樓至12樓、15樓至23樓及25樓至31樓A單位睡房3
第1座(1A) 12樓、15樓至23樓及25樓至31樓B單位主人睡房
第1座(1A) 11樓至12樓、15樓至23樓及25樓至30樓B單位睡房1
第1座(1A) 11樓至12樓、15樓至23樓及25樓至30樓B單位睡房2
第1座(1A) 32樓A單位睡房1
第1座(1B) 7樓至8樓、10樓至12樓、15樓至23樓及25樓至29樓A單位主人睡房
第1座(1B) 11樓至12樓及15樓至21樓A單位睡房1
第1座(1B) 10樓至12樓及15樓至23樓A單位睡房2
第1座(1B) 10樓至12樓、15樓至23樓及25樓至31樓A單位睡房3

c. 隔音露台
於以下第1座(1A及1B)單位安裝隔音露台：
第1座(1A) 10樓至12樓、15樓至23樓及25樓至30樓A單位
第1座(1A) 10樓至12樓、15樓至23樓及25樓至30樓B單位
第1座(1B) 12樓及15樓至21樓A單位

d. 自動關閉門
於以下第1座(1A)單位之工作平台安裝自動關閉門：
第1座(1A) 12樓、15樓至23樓及25樓至31樓B單位

e. 吸音物料牆身
於以下第1座(1A及1B)單位之露台分隔牆位置安裝吸音物料牆身：
第1座(1A) 8樓及31樓A單位
第1座(1A) 8樓及31樓B單位
第1座(1B) 10樓至11樓、22樓至23樓及25樓至31樓A單位
第1座(1B) 11樓至12樓、15樓至23樓及25樓至31樓B單位

備註:
1. 第1座（1A及1B）不設13樓、14樓及24樓，9樓為庇護層。
2. 第2座（2A及2B）不設13樓、14樓、24樓及34樓，9樓為庇護層。

Noise Mitigation Measures

The noise mitigation measures specified below are constructed or implemented in the Phase.

a. Noise Canopy
Noise canopy with approximately 1.0m – 3.0m extent from landscape deck.

b. Acoustic Window
Acoustic windows are provided for the following units in Tower 1 (1A and 1B):
Master Bedroom of Unit A on 10/F-12/F, 15/F-23/F and 25/F-29/F of Tower 1 (1A)
Bedroom 1 of Unit A on 10/F-12/F, 15/F-23/F and 25/F-26/F of Tower 1 (1A)
Bedroom 2 of Unit A on 10/F-12/F,15/F-23/F and 25/F-26/F of Tower 1 (1A)
Bedroom 3 of Unit A on 10/F-12/F, 15/F-23/F and 25/F-31/F of Tower 1 (1A)
Master Bedroom of Unit B on 12/F, 15/F-23/F and 25/F-31/F of Tower 1 (1A)
Bedroom 1 of Unit B on 11/F-12/F, 15/F-23/F and 25/F-30/F of Tower 1 (1A)
Bedroom 2 of Unit B on 11/F-12/F, 15/F-23/F and 25/F-30/F of Tower 1 (1A)
Bedroom 1 of Unit A on 32/F of Tower 1 (1A)
Master Bedroom of Unit A on 7/F-8/F, 10/F-12/F, 15/F-23/F and 25/F-29/F of Tower 1 (1B)
Bedroom 1 of Unit A on 11/F-12/F and 15/F-21/F of Tower 1 (1B)
Bedroom 2 of Unit A on 10/F-12/F and 15/F-23/F of Tower 1 (1B)
Bedroom 3 of Unit A on 10/F-12/F, 15/F-23/F and 25/F-31/F of Tower 1 (1B)

c. Acoustic Balcony
Acoustic balconies are provided for the following units in Tower 1 (1A and 1B):
Unit A on 10/F-12/F, 15/F-23/F and 25/F-30/F of Tower 1 (1A)
Unit B on 10/F-12/F, 15/F-23/F and 25/F-30/F of Tower 1 (1A)
Unit A on 12/F and 15/F-21/F of Tower 1 (1B)

d. Self-closing Door
Self-closing door is provided at the utility platform of the following units in Tower 1 (1A):
Unit B on 12/F, 15/F-23/F and 25/F-31/F of Tower 1 (1A)

e. Noise Absorptive Wall Lining
Noise absorptive wall linings are provided at the separation wall of balconies of the following unit in Tower 1 (1A and 1B):
Unit A on 8/F and 31/F of Tower 1 (1A)
Unit B on 8/F and 31/F of Tower 1 (1A)
Unit A on 10/F-11/F, 22/F-23/F and 25/F-31/F of Tower 1 (1B)
Unit B on 11/F-12/F, 15/F-23/F and 25/F-31/F of Tower 1 (1B)

Note :
1. 13/F, 14/F and 24/F are omitted in Tower 1 (1A and 1B) and 9/F is refuge floor.
2. 13/F, 14/F, 24/F and 34/F are omitted in Tower 2 (2A and 2B) and 9/F is refuge floor.

31 期數之互聯網網站
WEBSITE OF THE PHASE

賣方為施行《一手住宅物業銷售條例》（第621章）第2部而就期數指定的互聯網網站的網址為：
www.lamarina.com.hk

The address of the website designated by the Vendor for the Phase for the purposes of part 2 of the Residential Properties (First-hand Sales) Ordinance (Cap. 621) is: www.lamarina.com.hk

獲寬免總樓面面積的設施分項
Breakdown of GFA Concessions Obtained for All Features

於印製售樓説明書前呈交予並已獲建築事務監督批准的一般建築圖則上有關總樓面面積寬免的分項的最新資料，請見下表。如印製售樓説明書時尚未呈交最終修訂圖則予建築事務監督，則有(#)號的資料可以由認可人士提供的資料作為基礎。直至最終修訂圖則於發出期數佔用許可證前呈交予並獲建築事務監督批准前，以下分項資料仍可能有所修改。

Latest information on breakdown of GFA concessions as shown on the general building plans submitted to and approved by the Building Authority (BA) prior to the printing of the sales brochure is tabulated below. Information marked (#) may be based on information provided by the Authorized Person if the sales brochure is printed prior to submission of the final amendment plans to the BA. The breakdown of GFA concessions may be subject to further changes until final amendment plans are submitted to and approved by the BA prior to the issuance of the occupation permit for the Phase.

		面積（平方米） Area (m^2)
根據《建築物（規劃）規例》第23(3)(b)條不計算的總樓面面積 Disregarded GFA under Building (Planning) Regulations 23(3)(b)		
1(#)	停車場及上落客貨地方（公共交通總站除外） Carpark and loading/unloading area excluding public transport terminus	4,265.923
2	**機房及相類設施 Plant rooms and similar services**	
2.1	所佔面積受相關《認可人士、註冊結構工程師及註冊岩土工程師作業備考》（《作業備考》）或規例限制的強制性設施或必要機房，例如升降機機房、電訊及廣播設備室（訊播室）、為流動通訊接達設施而設的訊播室、天台電訊設備室、中層電訊設備室、垃圾房等 Mandatory feature or essential plant room, area of which is limited by respective Practice Notes for Authorized Persons, Registered Structural Engineers and Registered Geotechnical Engineers (PNAP) or regulation such as lift machine room, telecommunications and broadcasting (TBE) room, TBE room for access facilities for mobile services, rooftop telecommunications equipment room, intermediate telecommunications equipment room, refuse storage chamber, etc.	440.149
2.2(#)	所佔面積不受任何《作業備考》或規例限制的強制性設施或必要機房，例如僅由消防裝置及設備佔用的房間、電錶房、電力變壓房、食水及鹹水缸等 Mandatory feature or essential plant room, area of which is NOT limited by any PNAP or regulation such as room occupied solely by fire services installations (FSI) and equipment, meter room, transformer room, potable and flushing water tank, etc.	3,154.850
2.3	非強制性或非必要機房，例如空調機房、送風櫃房等 Non-mandatory or non-essential plant room such as air-conditioning (A/C) plant room, air handling unit (AHU) room, etc.	110.112
根據聯合作業備考第1號及第2號提供的環保設施 Green Features under Joint Practice Notes 1 and 2		
3	露台 Balcony	801.445
4	加闊的公用走廊及升降機大堂 Wider common corridor and lift lobby	1,112.099
5	公用空中花園 Communal sky garden	不適用 Not applicable
6.	隔聲鰭 Acoustic fin	不適用 Not applicable
7	翼牆、捕風器及風斗 Wing wall, wind catcher and funnel	不適用 Not applicable

8.	非結構預製外牆 Non-structural prefabricated external wall	432.345
9	工作平台 Utility platform	418.356
10	隔音屏障 Noise barrier	274.525
	適意設施 **Amenity Features**	
11	管理員宿舍、供保安人員和管理處員工使用的櫃位、辦事處、貯物室、警衛室和廁所，以及業主立案法團辦事處 Caretaker's quarters, counter, office, store, guard room and lavatory for watchman and management staff and owners' corporation office	57.963
12	住戶康樂設施，包括僅供康樂設施使用的中空空間、機房、游泳池的濾水機房、有蓋人行道等 Residential recreational facilities including void, plant room, swimming pool filtration plant room, covered walkway, etc. serving solely the recreational facilities	1,141.509
13	有蓋園景區及遊樂場地 Covered landscaped and play area	1,319.546
14	橫向屏障/有蓋人行道及花棚 Horizontal screen/covered walkway and trellis	25.913
15	擴大升降機槽 Larger lift shaft	450.231
16	煙囪管道 Chimney shaft	不適用 Not applicable
17	其他非強制性或非必要機房，例如鍋爐房、衛星電視共用天線房 Other non-mandatory or non-essential plant room, such as boiler room, satellite master antenna television (SMATV) room	27.148
18(#)	強制性設施或必要機房所需的管槽、氣槽及垂直立管 Pipe duct, air duct and vertical riser for mandatory feature or essential plant room	1,217.336
19	非強制性設施或非必要機房所需的管槽及氣槽 Pipe duct, air duct for non-mandatory or non-essential plant room	1.036
20	環保系統及設施所需的機房、管槽及氣槽 Plant room, pipe duct, air duct for environmentally friendly system and feature	不適用 Not applicable
21	複式住宅單位及洋房的中空空間 Void in duplex domestic flat and house	不適用 Not applicable
22	遮陽篷及反光罩 Sunshade and reflector	不適用 Not applicable
23(#)	伸出式花槽及小型伸出物， 例如空調機箱、空調機平台、窗檻及伸出的窗台 Projecting planters and minor projection such as A/C box, A/C platform, window cill and projecting window	不適用 Not applicable
24	《作業備考》APP-19 第3(b)及(c)段沒有涵蓋的其他伸出物，如空調機箱及空調機平台，及維修通道 Other projection such as A/C box and A/C platform not covered in paragraph 3(b) and (c) of PNAP APP-19, and maintenance walkway	不適用 Not applicable

其他寬免項目 Other Exempted Items		
25(#)	庇護層，包括庇護層兼空中花園 Refuge floor including refuge floor cum sky garden	1,477.252
26	大型伸出/外懸設施下的有蓋地方 Covered area under large projecting/overhanging feature	不適用 Not applicable
27	公共交通總站 Public transport terminus	不適用 Not applicable
28(#)	共用構築物及公用樓梯 Party structure and common staircase	不適用 Not applicable
29(#)	僅供獲接納不計入總樓面面積的樓層使用的樓梯、升降機槽及垂直管道的水平面積 Horizontal area of staircase, lift shaft and vertical duct solely serving floor accepted as not being accountable for GFA	701.747
30	公眾通道 Public passage	不適用 Not applicable
31	有蓋的後移部分 Covered set back area	不適用 Not applicable
額外總樓面面積 Bonus GFA		
32	額外總樓面面積 Bonus GFA	不適用 Not applicable
根據聯合作業備考（第8號）提供的額外環保設施 Additional Green Features under Joint Practice Note (No. 8)		
33	採用「組裝合成」建築法的樓宇 Buildings adopting Modular Integrated Construction	不適用 Not applicable

備註：
上述表格是根據屋宇署所發出的《認可人士、註冊結構工程師及註冊岩土工程師作業備考》ADM-2規定的要求而制訂的。屋宇署會按實際需要不時更改有關要求。

Note :
The above table is based on the requirements as stipulated in the Practice Note for Authorized Persons, Registered Structural Engineers and Registered Geotechnical Engineers ADM-2 issued by the Buildings Department. The Buildings Department may revise such requirements from time to time as appropriate.

建築物的環境評估
Environmental Assessment of the Building

綠色建築認證

在印刷此售樓說明書或其附頁前，本物業根據香港綠色建築議會有限公司頒授 / 發出的綠建環評認證評級。

金級

GOLD 金級 NB 新建建築 V1.2 2024 HKGBC BEAM Plus 綠建環評

申請編號: FAG0030/25

Green Building Certification

Assessment result under the **BEAM Plus** certification conferred / issued by Hong Kong Green Building Council Limited (HKGBC) for the building prior to the printing of the sales brochure or its addenda.

GOLD

GOLD 金級 NB 新建建築 V1.2 2024 HKGBC BEAM Plus 綠建環評

Application no.: FAG0030/25

期數的公用部分的預計能量表現或消耗
Estimated Energy Performance or Consumption for the Common Parts of the Phase

於印製售樓說明書前呈交予建築事務監督期數的公用部份的預計能量表現或消耗的最近期資料：

Latest information on the estimated energy performance or consumption for the common parts of the Phase as submitted to the Building Authority prior to the printing of the sales brochure:

第I部分 Part I	
提供中央空調 Provision of central air conditioning	否 NO
提供具能源效益的設施 Provision of energy efficient features	是 YES
擬安裝的具能源效益的設施 Energy efficient features proposed	1. 高 COP 值空調機 High COP A/C Units
	2. 發光二極管或 T5 熒光管燈 LED or T5 fluorescent lighting

第II部分：擬興建樓宇/部分樓宇預計每年能源消耗量(註腳1)
Part II : The predicted annual energy use of the proposed building / part of building (Note 1)

位置 Location	使用有關裝置的內部樓面面積（平方米） Internal floor area served (m^2)	基線樓宇(註腳2)每年能源消耗量 Annual energy use of baseline building (Note 2)		擬興建樓宇每年能源消耗量 Annual energy use of proposed building	
		電力 千瓦小時/平方米/年 Electricity kWh / m^2 / annum	煤氣/石油氣 用量單位/平方米/年 Town Gas / LPG unit / m^2 / annum	電力 千瓦小時/平方米/年 Electricity kWh / m^2 / annum	煤氣/石油氣 用量單位/平方米/年 Town Gas / LPG unit / m^2 / annum
有使用中央屋宇裝備裝置(註腳3)的部分 Area served by central building services installation (Note 3)	11,161.394	155.02	不適用 Not applicable	133.86	不適用 Not applicable

第III部分：以下裝置乃按機電工程署公布的相關實務守則設計 Part III : The following installations are designed in accordance with the relevant Codes of Practices published by the Electrical & Mechanical Services Department (EMSD)			
裝置類型 Type of installations	是 YES	否 NO	不適用 NOT APPLICABLE
照明裝置 Lighting installations	✓		
空調裝置 Air conditioning installations	✓		
電力裝置 Electrical installations	✓		
升降機及自動梯的裝置 Lift & Escalator installations	✓		
以總能源為本的方法 Performance-based approach			✓

註腳：

1. 一般而言，一棟樓宇的預計“每年能源消耗量” 愈低，其節約能源的效益愈高。如一棟樓宇預計的 “每年能源消耗量”低於該樓宇的“基線樓宇每年能源消耗量”，則代表預計該樓宇的能源應用較其基線樓宇有效，削減幅度愈大則代表有關樓宇能源節約的效益愈高。

   預計每年能源消耗量［以耗電量（千瓦小時/平方米/年）及煤氣/石油氣消耗量（用量單位/平方米/年）計算］，指將發展項目的每年能源消耗總量除以使用有關裝置的內部樓面面積所得出的商，其中：

   (a) “每年能源消耗量”與新建樓宇 BEAM Plus 標準（現行版本）中的「年能源消耗」具有相同涵義；及

   (b) 樓宇、空間或單位的“內部樓面面積”，指外牆及/ 或共用牆的內壁之內表面起量度出來的樓面面積。

2. “基準樓宇”與新建樓宇 BEAM Plus 標準（現行版本）中的“基準建築物模式（零分標準）”具有相同涵義。

3. “中央屋宇裝備裝置”與機電工程署發出的《屋宇裝備裝置能源效益實務守則》中的涵義相同。

Notes :

1. In general, the lower the estimated “Annual Energy Use” of the building, the more efficient of the building in terms of energy use. For example, if the estimated “annual energy use of proposed building” is less than the estimated “annual energy use of baseline building”, it means the predicted use of energy is more efficient in the proposed building than in the baseline building. The larger the reduction, the greater the efficiency.

   The predicted annual energy use, in terms of electricity consumption (kWh/m^2/annum) and town gas/LPG consumption (unit/m^2/annum), of the development by the internal floor area served, where:

   (a) “total annual energy use” has the same meaning of “annual energy use” in the BEAM Plus New Buildings (current version); and

   (b) “internal floor area”, in relation a building, a space or a unit means the floor area of all enclosed space measured to the internal faces of enclosing external and/or party walls.

2. “Baseline Building” has the same meaning as “Baseline Building Model (zero-credit benchmark)” in the BEAM Plus New Buildings (current version).

3. “Central Building Services Installation” has the same meaning as that in the Code of Practice for Energy Efficiency of Building Services Installation issued by the Electrical and Mechanical Services Department.

This page is intentionally left blank.

此頁乃特意留白。

期數及其周邊地區日後可能出現改變。
There may be future changes to the Phase and the surrounding areas.

印製日期：2021 年 8 月 16 日
Date of Printing : 16 August 2021

檢視紀錄
Examination Record

檢視 / 修改日期 Examination / Revision Date	所作修改 Revision Made	
	頁次 Page Number	所作修改 Revision Made
2021年10月31日 31 October 2021	14	更新發展項目的所在位置圖 Location plan of the Development is updated
	158, 159, 168, 169 & 189	更新裝置、裝修物料及設備 Fittings, Finishes and Appliances are updated
	225	更新修訂 Modification is updated
2021年12月29日 29 December 2021	14	更新發展項目的所在位置圖 Location plan of the Development is updated
	20	更新發展項目的布局圖 Layout plan of the Development is updated
	24, 26, 28, 30, 32, 34, 36, 38, 40, 42, 44 & 46	更新期數的住宅物業的樓面平面圖 Floor plans of Residential Properties in the Phase are updated
	60 & 61	更新期數中的停車位的樓面平面圖 Floor plans of Parking Spaces in the Phase are updated
	64 & 70	更新公契的摘要 Summary of Deed of Mutual Covenant is updated
	145	更新公共設施及公眾休憩用地的資料 Information on Public Facilities and Public Open Spaces is updated
	148 & 149	更新期數中的建築物的橫截面圖 Cross-section plans of Building in the Phase are updated
	150-154	更新立面圖 Elevation plans are updated
	155	更新期數中的公用設施的資料 Information on Common Facilities in the Phase is updated
	228-230	更新申請建築物總樓面面積寬免的資料 Information in Application for Concession on Gross Floor Area of Building is updated

檢視 / 修改日期 Examination / Revision Date	所作修改 Revision Made	
	頁次 Page Number	所作修改 Revision Made
2022年3月29日 29 March 2022	14	更新發展項目的所在位置圖 Location plan of the Development is updated
	16, 17 & 18	更新期數的鳥瞰照片 Aerial photographs of the Phase are updated
	20	更新發展項目的布局圖 Layout plan of the Development is updated
	26, 30, 32, 34, 36 & 46	更新期數的住宅物業的樓面平面圖 Floor plans of Residential Properties in the Phase are updated
	60 & 61	更新期數中的停車位的樓面平面圖 Floor plans of Parking Spaces in the Phase are updated
	145	更新公共設施及公眾休憩用地的資料 Information on Public Facilities and Public Open Spaces is updated
	150, 151, 152 & 153	更新立面圖 Elevation plans are updated
	155	更新期數中的公用設施的資料 Information on Common Facilities in the Phase is updated
2022年6月8日 8 June 2022	14	更新發展項目的所在位置圖 Location plan of the Development is updated

檢視紀錄
Examination Record

檢視 / 修改日期 Examination / Revision Date	所作修改 Revision Made	
	頁次 Page Number	所作修改 Revision Made
2022年9月8日 8 September 2022	14	更新發展項目的所在位置圖 Location plan of the Development is updated
	16 & 17	更新期數的鳥瞰照片 Aerial photographs of the Phase are updated
	20 & 21	更新發展項目的布局圖 Layout plan of the Development is updated
	26, 32, 34, 36 & 42	更新期數的住宅物業的樓面平面圖 Floor plans of Residential Properties in the Phase are updated
	60 & 61	更新期數中的停車位的樓面平面圖 Floor plans of Parking Spaces in the Phase are updated
	64 & 70	更新公契的摘要 Summary of Deed of Mutual Covenant is updated
	80 & 91	更新批地文件的摘要 Summary of Land Grant is updated
	106, 112, 113, 115, 119, 120, 122, 130, 131, 132, 134, 140 & 142	更新公共設施及公眾休憩用地的資料 Information on Public Facilities and Public Open Spaces is updated
	150, 151, 152, 153 & 154	更新立面圖 Elevation plans are updated
	155	更新期數中的公用設施的資料 Information on Common Facilities in the Phase is updated
	158, 159, 162, 163, 170 & 171	更新裝置、裝修物料及設備 Fittings, Finishes and Appliances are updated
	225	更新修訂 Modification is updated
	228, 229 & 230	更新申請建築物總樓面面積寬免的資料 Information in Application for Concession on Gross Floor Area of Building is updated

檢視 / 修改日期 Examination / Revision Date	所作修改 Revision Made	
	頁次 Page Number	所作修改 Revision Made
2022年12月8日 8 December 2022	8	更新期數的資料 Information on the Phase is updated
	14	更新發展項目的所在位置圖 Location plan of the Development is updated
	17	更新期數的鳥瞰照片 Aerial photographs of the Phase are updated
	20 & 21	更新發展項目的布局圖 Layout plan of the Development is updated
	156, 157, 158, 159, 160, 161, 170, 171, 192, 193, 194, 195, 196, 197, 198, 199, 212, 217, 218, 221, 222 & 223 (158A, 159A (additional pages 加頁))	更新裝置、裝修物料及設備 Fittings, Finishes and Appliances are updated
2023年3月8日 8 March 2023	14	更新發展項目的所在位置圖 Location plan of the Development is updated
	20 & 21	更新發展項目的布局圖 Layout plan of the Development is updated
	143, 144, 145 & 146	更新公共設施及公眾休憩用地的資料 Information on Public Facilities and Public Open Spaces is updated
	158, 159, 158A, 159A, 162, 171	更新裝置、裝修物料及設備 Fittings, Finishes and Appliances are updated

檢視紀錄
Examination Record

檢視 / 修改日期 Examination / Revision Date	所作修改 Revision Made	
	頁次 Page Number	所作修改 Revision Made
2023年6月8日 8 June 2023	4, 7	更新一手住宅物業買家須知 Notes to purchasers of first-hand residential properties are updated
	8	更新期數的資料 Information on the Phase is updated
	11, 12	更新期數的設計的資料 Information on design of the Phase is updated
	13	更新物業管理的資料 Information on property management is updated
	14	更新發展項目的所在位置圖 Location plan of the Development is updated
	21	更新發展項目的布局圖 Layout Plan of the Development is updated
	64, 70	更新公契的摘要 Summary of deed of mutual covenant is updated
	121, 142, 144, 145, 146	更新公共設施及公眾休憩用地的資料 Information on Public Facilities and Public Open Spaces is updated
	155	更新閱覽圖則及公契 Inspection of Plans and Deed of Mutual Covenant is updated
	224	更新買方的雜項付款 Miscellaneous Payments by Purchaser is updated
	226	更新有關資料 Relevant Information is updated
	233	刪除地政總署署長作為給予預售樓花同意書的條件而規定列於售樓說明書的資料 Information required by the Director of Lands to be set out in the sales brochure as a condition for giving the presale consent is deleted

檢視 / 修改日期 Examination / Revision Date	所作修改 Revision Made	
	頁次 Page Number	所作修改 Revision Made
2023年9月8日 8 September 2023	14	更新發展項目的所在位置圖 Location plan of the Development is updated
	40	更新期數的住宅物業的樓面平面圖 Floor plan of Residential Properties in the Phase is updated
	228, 229, 230, 232	更新申請建築物總樓面面積寬免的資料 Information in Application for Concession on Gross Floor Area of Building is updated
2023年12月8日 8 December 2023	14	更新發展項目的所在位置圖 Location plan of the Development is updated
	16 & 17	更新期數的鳥瞰照片 Aerial photographs of the Phase are updated
	20	更新發展項目的布局圖 Layout Plan of the Development is updated
2024年3月1日 1 March 2024	14	更新發展項目的所在位置圖 Location plan of the Development is updated
	18	更新期數的鳥瞰照片 Aerial photograph of the Phase is updated
	20	更新發展項目的布局圖 Layout Plan of the Development is updated

檢視紀錄
Examination Record

檢視 / 修改日期 Examination / Revision Date	所作修改 Revision Made	
	頁次 Page Number	所作修改 Revision Made
2024年5月31日 31 May 2024	14	更新發展項目的所在位置圖 Location plan of the Development is updated
	16	更新期數的鳥瞰照片 Aerial photograph of the Phase is updated
	17 & 18	此等頁乃特意留白 These pages are intentionally left blank
	20 & 21	更新發展項目的布局圖 Layout Plan of the Development is updated
	146A, 146B, 146C, 146D, 146E	新增公共設施及公眾休憩用地的資料 Information on Public Facilities and Public Open Spaces is added
	146F	此頁乃特意留白 This page is intentionally left blank
2024年8月30日 30 August 2024	14	更新發展項目的所在位置圖 Location plan of the Development is updated
	20 & 21	更新發展項目的布局圖 Layout Plan of the Development is updated
2024年11月29日 29 November 2024	14	更新發展項目的所在位置圖 Location plan of the Development is updated
	15	更新期數的鳥瞰照片 Aerial photograph of the Phase is updated
	16	此頁乃特意留白 This page is intentionally left blank
	20 & 21	更新發展項目的布局圖 Layout Plan of the Development is updated

檢視 / 修改日期 Examination / Revision Date	所作修改 Revision Made	
	頁次 Page Number	所作修改 Revision Made
2025年2月28日 28 February 2025	14	更新發展項目的所在位置圖 Location plan of the Development is updated
	16 & 17	更新期數的鳥瞰照片 Aerial photographs of the Phase are updated
	20 & 21	更新發展項目的布局圖 Layout Plan of the Development is updated
	228 & 229	更新申請建築物總樓面面積寬免的資料 Information in Application for Concession on Gross Floor Area of Building is updated
2025年5月28日 28 May 2025	14	更新發展項目的所在位置圖 Location plan of the Development is updated
	20 & 21	更新發展項目的布局圖 Layout Plan of the Development is updated
2025年8月28日 28 August 2025	14	更新發展項目的所在位置圖 Location plan of the Development is updated
	18	更新期數的鳥瞰照片 Aerial photograph of the Phase is updated
	20 & 21	更新發展項目的布局圖 Layout Plan of the Development is updated
	90 & 105	更新批地文件的摘要 Summary of Land Grant is updated
	121, 142, 143 & 144	更新公共設施及公眾休憩用地的資料 Information on Public Facilities and Public Open Spaces is updated
	231	更新申請建築物總樓面面積寬免的資料 Information in Application for Concession on Gross Floor Area of Building is updated

檢視紀錄
Examination Record

檢視 / 修改日期 Examination / Revision Date	所作修改 Revision Made	
	頁次 Page Number	所作修改 Revision Made
2025年11月26日 26 November 2025	14	更新發展項目的所在位置圖 Location plan of the Development is updated
	16 & 17	更新期數的鳥瞰照片 Aerial photographs of the Phase are updated
	18	此頁乃特意留白 This page is intentionally left blank
	20	更新發展項目的布局圖 Layout Plan of the Development is updated
	90 & 105	更新批地文件的摘要 Summary of Land Grant is updated
	121 & 142	更新公共設施及公眾休憩用地的資料 Information on Public Facilities and Public Open Spaces is updated
	148 & 149	更新期數中的建築物的橫截面圖 Cross-section plans of Building in the Phase are updated
2026年2月26日 26 February 2026	14	更新發展項目的所在位置圖 Location plan of the Development is updated
	20	更新發展項目的布局圖 Layout Plan of the Development is updated